

NEC 6x8x C, LB, UB, LL, LR and T Mogul Conduit Outlet Bodies, Covers and Gaskets

For use with Threaded Rigid Metal Conduit and IMC. Complete with Assembled Cover and Neoprene Gasket.

NEC/CEC — Suitable for use in the following

Hazardous Locations:

Class I, Division 2 per NEC 501.10(B)(4)

Applications

- Larger body size facilitates pulling of large and heavy conductors. Specially designed raised cast covers provide additional wiring area.
- Mogul Unilets™ for pulling straight, 45° or 90° angle turns and/or making taps and splices.

Features

- Exclusive built-in rollers facilitate cable pulling. Available on NEC 6x8x Series Moguls (C, LB and UB) in sizes 1-1/4" and up.
- Smooth, rounded integral bushing in each hub protects conductor insulation.
- Accurately tapped, tapered threads for tight, rigid joints and ground continuity.
- Covers have captive stainless steel screws to speed installation, prevent "freezing" of screws.
- LB and UB Moguls
 - Length Requirement: distance between centerline of each hub bushing (conduit stop) exceeds six times the trade diameter of the conduit per NEC 314.28(A)(2).
 - Bending Space Requirement: these moguls also meet the NEC 314.28(A)(2) Exception requirement spelled out in NEC 312.6(A) Table.
- C Moguls
 - Length Requirement: distance between centerline of each hub bushing (conduit stop) exceeds eight times the trade diameter of the conduit per NEC 314.28(A)(1).
 - Bending Space Requirement: not applicable.
- LL and LR Moguls
 - Like LB moguls, these moguls have an end hub.
 - The second hub is in the side (LL left and LR right) instead of the back.
- T Moguls
 - These are like "C" moguls (1" thru 4"), except with an additional middle side hub.
 - Distance between the centerline of each "C" hub conduit stop exceeds eight times the trade diameter of the conduit per NEC 314.28(A)(1). ①

Standard Materials

- Bodies and covers: malleable iron or copperfree (4/10 of 1% max.) aluminum
- Gaskets: neoprene
- Screws: stainless steel

Standard Finishes

- Malleable iron bodies and covers: triple-coat — (1) zinc electroplate, (2) chromate and (3) epoxy powder coat
- Aluminum bodies and covers: epoxy powder coat

NEC/CEC Certifications and Compliances

- UL Standard: 514B
- UL Listed: E2527
- CSA Standard: C22.2 No. 18.3
- CSA Certified: 065183
- NEMA Standard: FB-1



C Type NEC 8x



LB Type 1" – 2"
NEC 6x



LB Type 2-1/2" – 4"
NEC 6x



UB Type NEC 6x




LR Type NEC 6x



LL Type NEC 6x



T Type NEC 8x







Rollers make cable-pulling easier, eliminate insulation damage

① If less than maximum conductors permitted by NEC are used, smaller wires may be used additionally through "LL", "LR" or "T" hubs. If large conductors are required to be bent in "LL", "LR" or "T" direction, order junction boxes instead. See Enclosures and Junction Boxes.

NEC 6x8x C, LB, UB, LL, LR and T Mogul Conduit Outlet Bodies, Covers and Gaskets

For use with Threaded Rigid Metal Conduit and IMC. Complete with Assembled Cover and Neoprene Gasket.

NEC/CEC — Suitable for use in the following
Hazardous Locations:
Class I, Division 2 per NEC 501.10(B)(4)

Type	Hub Size (Inches)	Max. Wire Fill	Body, Cover and Gasket		Gasket Only	Cover and Gasket	
			Malleable Iron	Aluminum		Malleable Iron	Aluminum
LL NEC 6X							
 1" – 2"	1	(3) # 4	BLL100-M	BLL100-A	BG100	BKG100-M	BKG100-A
	1-1/4	(3) # 2	BLL125-M	BLL125-A	BGL125	BKGL125-M	BKGL125-A
	1-1/2	(3) # 1/0	BLL150-M	BLL150-A	BG150	BKG150-M	BKG150-A
	2	(3) # 4/0	BLL200-M	BLL200-A	BGL200	BKGL200-M	BKGL200-A
LR NEC 6X							
 1" – 2"	1	(3) # 4	BLR100-M	BLR100-A	BG100	BKG100-M	BKG100-A
	1-1/4	(3) # 2	BLR125-M	BLR125-A	BGL125	BKGL125-M	BKGL125-A
	1-1/2	(3) #1/0	BLR150-M	BLR150-A	BG150	BKG150-M	BKG150-A
	2	(3) # 4/0	BLR200-M	BLR200-A	BGL200	BKGL200-M	BKGL200-A
T NEC 8X							
 1" – 2"	1	(3) # 4	BT100-M	BT100-A	BG100	BKG100-M	BKG100-A
	1-1/4	(3) # 2	BT125-M	BT125-A	BGC125	BKGC125-M	BKGC125-A
	1-1/2	(3) #1/0	BT150-M	BT150-A	BG150	BKG150-M	BKG150-A
	2	(3) # 4/0	BT200-M	BT200-A	BGC200	BKGC200-M	BKGC200-A
 2-1/2" – 4"	2-1/2	(3) 300	BT250-M	BT250-A	BGC250	BKGC250-M	BKGC250-A
	3	(3) 350	BT300-M	BT300-A	BGC300	BKGC300-M	BKGC300-A
	3-1/2	(3) 350	BT350-M	BT350-A	BGC350	BKGC350-M	BKGC350-A
	4	(3) 350	BT400-M	BT400-A	BGC400	BKGC400-M	BKGC400-A

Wiring Capacity for Mogul Bodies with Covers: Malleable Iron and Aluminum

Hub Size (Inches)	Type Mogul	Capacity — dm ³ (in ³)	Hub Size (Inches)	Type Mogul	Capacity — dm ³ (in ³)
1	C, LB, LL, LR, T, UB	0.50 (31.00)	2-1/2	C, T	5.49 (335.00)
				LB	3.44 (210.00)
1-1/4	C, T	0.82 (50.00)		UB	6.15 (375.00)
	LB	0.79 (48.00)	3	C, T	7.78 (475.00)
	LL, LR	0.69 (42.00)		LB	5.65 (345.00)
	UB	0.66 (40.00)		UB	7.29 (445.00)
1-1/2	C, LL, LR, T	1.52 (93.00)	3-1/2	C, T	13.60 (830.00)
	LB	1.75 (107.00)		LB	8.19 (500.00)
	UB	1.49 (91.00)		UB	13.77 (840.00)
2	C, T	2.34 (143.00)	4	C, T	16.55 (1010.00)
	LB	2.37 (145.00)		LB	12.13 (740.00)
	LL, LR, UB	2.20 (134.00)		UB	15.73 (960.00)