









Device Boxes – Available Models

Technical Specifications

		Gangable														Non-Gangable						
Depth		1 1/2	2	2	2	2 1/4	2 1/2	2 1/2	2 1/2	2 1/2	2 1/2	2 1/2	3	3	3	2 1/4	2 1/2	2 1/2	2 1/2	2 3/4	2 1/2	
Cu. in.		8.0	10.0	10.0	12.0	10.0	12.5	12.5	14.5	12.5	12.5	16.0	18.0	15.0	18.0	18.0	11.0	12.5	14.5	15.0	18.5	25.0
Series # BC/CI		1100	1102	425	3102	775	525	1104	1304	4104	4304	3104	1804	1004	1018	3004	777	2104	2304	1504	2004	4204
Conduit Knockouts	Basic Model		✓	✓				✓						✓								
	B							✓														
	K							✓														
	KSSX											✓										✓
	KSS1X-1											✓										
	LE							✓														
	SB		✓					✓														
	SSX				✓								✓									
Nonmetallic Sheathed Cable Clamps (Loomex, NMD90)	L	✓	✓	✓		✓	✓	✓		✓				✓								
	LB							✓						✓								
	LD					✓																
	LH	✓										✓	✓	✓		✓					✓	
	LHT							✓														
	LHTQ								✓				✓			✓			✓			
	LLE	✓																✓		✓		
	LHTQ-2/LLE-2																		✓			
	LHTQ-3/LLE-3																		✓			
	LHTQ-4/LLE-4																		✓			
	LMS								✓											✓		
	LN																		✓			
	LRB																✓					
	LRE	✓																				
	LRW								✓													
	LSSX											✓	✓				✓		✓			✓
	LSS2X																		✓			
LSS3X																		✓				
LSSX-1																✓						
LSS1X-1																		✓				
LSS2X-1																		✓				
Armoured Cable Clamps (BX, AC90)	LX																	✓			✓	
	LA							✓		✓												
	LBA							✓														
	LHA							✓				✓	✓	✓							✓	
	LLEA																		✓			
	LLEA-2																		✓			
	LMSA							✓														
	LSBA							✓														
	LSSAX				✓							✓	✓						✓		✓	✓
	LSSA-2X																		✓			
	LSSA-3X																		✓			
	LSSAX-1																✓					✓
	LSSA1X-1											✓										

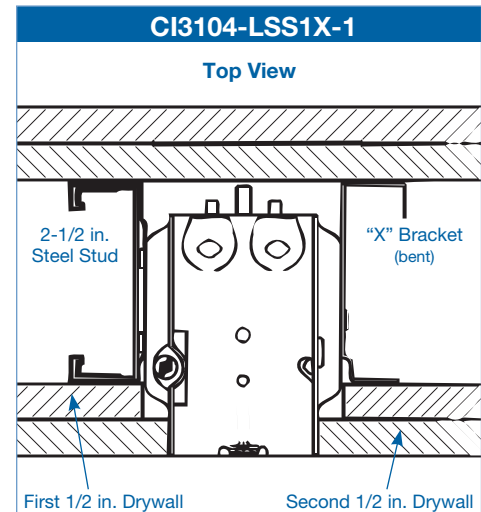
Device Boxes

Armoured and Nonmetallic Sheathed Cable Clamps

			
BC3104-LH	BC3104-LHTQ	BC3104-LSSX	CI3104-LSS1X-1
Positioning tabs. Provision for external nailing.	One screw mounting. Provision for external nailing. Positioning tabs for 1/2 in. and 3/4 in. drywall.	"Wraparound" bracket for 2-1/2 in. and 3-5/8 in. steel studs. With integral support bracket.	"Wraparound" bracket for 2-1/2 in. and 3-5/8 in. steel studs. With integral support bracket. Brackets positioned for 2 layers of 1/2 in. drywall.
			
CI1804-LH	BC2004-LH	BC2004-LHTQ	CI2016-LX
Positioning tabs. External nailing. Mounting slots for internal screw installation. X-Cube adds 5.5 cu. in.	Provision for external nailing. Holding prongs and prepositioned depth tabs on one side.	Internally embossed slots for screw mounting. Fixed positioning tabs for single 1/2 in. drywall along with retractable positioning tabs for double 1/2 in. drywall applications. Fixed positioning tabs for outside wall applications. Holding prongs. One screw mounting.	Self-locking spring clamps. Holding prongs and prepositioned depth tabs on one side. Approved for nonmetallic sheathed cable only.










Cat. No.	Volume (Cu. in.)	Features		Pryouts ends
		Ears	Bracket	
2-1/2 in. Deep — Gangable — 3 in. x 2 in.				
BC3104-LH	16.0	-	P. Tabs	4
BC3104-LHTQ	16.0	-	P. Tabs	4
BC3104-LSSX	16.0	-	"SSX"	4
CI3104-LSS1X-1	16.0	-	"SSX"	4
CI1804-LH	18.0	-	P. Tabs	4
2-3/4 in. Deep — Non-Gangable — 3-3/4 in. x 2-3/16 in.				
BC2004-LH	18.5	-	P. Tabs	4
BC2004-LHTQ	20.5	-	P. Tabs	4
2-1/2 in. Deep — Non-Gangable — 3-3/4 in. x 2 in.				
CI2016-LX	18.5	-	P. Tabs	4



Device Boxes

Armoured and Nonmetallic Sheathed Cable Clamps











			
<p>CI1504-LSSAX</p> <p>"Wraparound" bracket for 2-1/2 in. and 3-5/8 in. steel studs. With integral support bracket.</p>	<p>CI3104-LHA</p> <p>Positioning tabs. Provision for external nailing.</p>	<p>BC3104-LSSAX</p> <p>"Wraparound" bracket for 2-1/2 in. and 3-5/8 in. steel studs. With integral support bracket.</p>	
			
<p>CI3104-LSSA1X-1</p> <p>1 in. recessed brackets for 2-1/2 in. and 3-5/8 in. steel studs. Brackets positioned for 2 layers of 1/2 in. drywall.</p>	<p>BC3104-LSSX</p> <p>"Wraparound" bracket for 2-1/2 in. and 3-5/8 in. steel studs. With integral support bracket.</p>	<p>CI2004-LHA</p> <p>Provision for external nailing. Holding prongs and prepositioned depth tabs.</p>	<p>CI1004-LHA</p> <p>Positioning tabs. Provision for external nailing. Two embossed mounting slots for internal screw installation.</p>



Cat. No.	Volume (Cu. in.)	Features		Pryouts ends
		Ears	Bracket	
2-1/2 in. Deep — Non-Gangable — 3 in. x 2-1/4 in.				
CI1504-LSSAX	15.0	-	"SSX"	4
2-1/2 in. Deep — Gangable — 3 in. x 2 in.				
CI3104-LHA	16.0	-	P. Tabs	4
BC3104-LSSAX	16.0	-	"SSX"	4
CI3104-LSSA1X-1	16.0	-	"SSX"	4
BC3104-LSSX	16.0	-	P. Tabs	4
2-3/4 in. Deep — Non-Gangable — 3-3/4 in. x 2-3/16 in.				
CI2004-LHA	18.5	-	P. Tabs	4
3 in. Deep — Gangable — 3 in. x 2 in.				
CI1004-LHA	15.0	-	P. Tabs	4

Steel Stud Boxes

Device Boxes

			
CI3104-KSSX	BC3104-KSS1X-1	BC3104-LSSAX	
			
BC3104-LSSX	CI3104-LSS1X-1	CI3104-LSSA1X-1	
			
CI1504-LSSAX	CI3004-LSSAX-1	CI3004-LSSX-1	CISSX-6



Cat. No.	Volume (Cu. in.)	Features Clamps	Knockouts			Pryouts ends
			1/2 in. ends	1/2 in. bottom	3/4 in. ends	
Device Boxes — 2-1/2 in. Deep — Gangable — 3 in. x 2 in.						
CI3104-KSSX	16.0	-	2	2	2	-
CI3104-KSSX-NG*	16.0	-	2	2	2	-
BC3104-KSS1X-1	16.0	-	2	2	2	-
BC3104-LSSAX	16.0	Loomex/BX	-	-	-	4
BC3104-LSSAX-NG*	16.0	Loomex/BX	-	-	-	4
BC3104-LSSX	16.0	Loomex/BX	-	-	-	4
CI3104-LSS1X-1	16.0	Loomex/BX	-	-	-	4
CI3104-LSSA1X-1	16.0	Loomex/BX	-	-	-	4
CI3104-SSX	16.0	Loomex/BX	2	2	-	-
Device Boxes — 2-1/2 in. Deep — Non-Gangable — 3 in. x 2-1/4 in.						
CI1504-LSSAX	15.0	Loomex/BX	-	-	-	4
Device Boxes — 3 in. Deep — Gangable — 3 in. x 2 in.						
CI3004-LSSAX-1	18.0	Loomex/BX	-	-	-	4
CI3004-LSSX	18.0	Loomex/BX	-	-	-	4
CI3004-LSSX-1	18.0	Loomex/BX	-	-	-	4

* New generation robust adjustable support.

Cat. No.	Description
Support Brackets	
CISSX-6	Support bracket extension for 6 in. metal stud