

Armoured Cable / Flexible Conduit

Fittings



CI2104 / CI2124



Zinc Die Cast Locknut

CI2163



Zinc Die Cast Locknut

CI2166 / CI2172



Zinc Die Cast Locknut

Cat. No.	Trade Size (in.)	Clamping Range (in.)		Suggested Application AC90 (BX)	Flex. Conduit
		Min.	Max.		
Two Screw Fittings (Cast Aluminium Body and Clamp)					
CI2104	1/2	0.45	0.59	14/2-10/2; 14/3-10/3; 14/4-12/4 ACWU90: 10/2; 12/3-10/3; 12/4; 12/5	5/16
CI2106	3/4	0.55	0.78	10/2-8/2; 10/3-8/3; 12/4-10/4 ACWU90: 3/1-2/1; 8/2; 10/3-8/3; 10/4; 12/5	3/8-7/16
CI2108	1	0.69	1.01	1/0/1-2/0/1; 8/2-6/2; 8/3-6/3; 8/4 ACWU90: 3/1-3/0/1; 6/2-4/2; 8/3-4/3; 8/4-6/4	1/2
CI2110	1-1/4	0.84	1.33	1/0/1-350/1; 6/2-2/2; 6/3-2/3; 8/4-4/4 ACWU90: 1/0/1-400/1 6/2-1/2; 6/3-2/3; 8/4-2/4	3/4
CI2112	1-1/2	1.06	1.57	4/0/1-600/1; 2/2-1/2; 4/3-2/0/3; 4/4-1/4 ACWU90: 4/0/1-600/1; 1/0/2-3/0/2; 4/3-2/0/3; 6/4-1/0/4	1
CI2116	2	1.38	2.06	500/1-1000/1; 1/0/3-300/3; 1/4-3/0/4 ACWU90: 500/1-1000/1; 2/0/2-350/2; 1/0/3-300/3; 1/4-4/0/4	1-1/4, 1-1/2
CI2120	2-1/2	1.95	2.47	400/3 - 500/3 300/4 - 500/4	1-1/2, 2
CI2124	3	2.25	3.57	500/4 - 750/4	2, 2-1/2
One Screw Fitting (Zinc Alloy)					
CI2163	3/8	0.35	0.61	14/2-10/2; 14/3-10/3; 14/4-12/4	3/8
One Screw Fittings (Aluminum)					
CI2166	1/2	0.50	0.90	12/2-8/2; 12/3-8/3; 14/4-10/4	1/2
CI2167	3/4	0.71	1.10	1/0/1-4/0/1; 6/2-4/2; 8/3-3/3; 8/4-6/4	3/4
CI2169	1	1.16	1.50	250/1-300/1; 2/3; 4/4	1
CI2170	1-1/4	1.32	1.77	400/1-600/1; 1/2; 1/3-2/0/3; 1/4	1-1/4
CI2171	1-1/2	1.77	2.05	1000/1; 4/0/3 ACWU90: 1000/1; 4/0/3; 3/0/4	1-1/2
CI2172	2	2.10	2.54	350/3-400/3 ACWU90: 1500/1; 500/2; 350/3-400/3; 250/4-300/4	2

Also suitable for ACWU90 (of equivalent diameters) in dry locations. CI2104/CI2116 fittings may also be used for RA90 cables of equivalent diameters. A non-ferrous connector and locknut must be used to terminate a single conductor cable when nominal current exceeds 200 A

NOTE: 3/8 in. trade size fitting require a 1/2 in. knockout

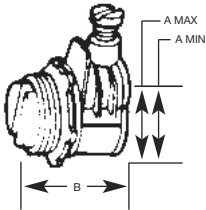
Technical improvements are constantly taking place in the electrical industry. Cable manufacturers are changing their products from time to time. Accordingly, it is strongly suggested that you verify the cable size with the cable manufacturer prior to selecting a fitting.

Specification Guide

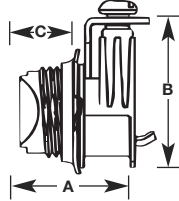
Cable Fittings



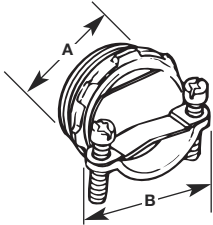
L-16



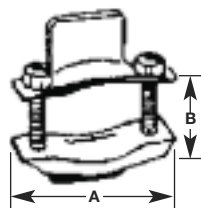
CI70 / CI72



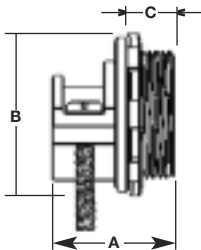
CI804 / CI816



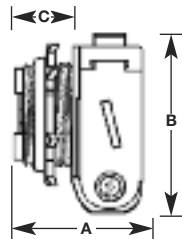
CI2060 / CI2061



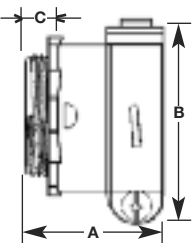
CI2104 / CI2116



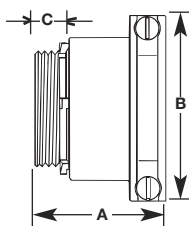
CI2163



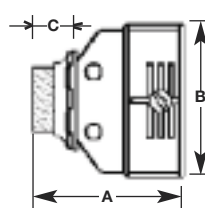
CI2166 / CI2172



CI2173 / CI2174



CI2175



Cat. No.	Trade Size (in.)	Clamping Range (in.)		Dimensions (in.)		
		Min.	Max.	A	B	C
One Screw Connectors (Zinc Alloy)						
CI70	3/8	0.13	0.70	1	1-1/8	1/2
L-16	3/8	0.12	0.63	1	—	—
CI71	1/2	0.33	0.95	1-3/8	1-1/2	1/2
CI72	3/4	0.60	1.15	1-1/2	1-13/16	1/2
Two Screw Connectors (Zinc Alloy)						
CI804	3/8	0.18	0.64	7/8	1-1/16	—
CI806	3/4	0.41	0.82	1-3/8	1-3/16	
CI808	1	0.50	1.04	1-1/8	2	
CI810	1-1/4	0.56	1.06	1-5/16	2-3/16	
CI812	1-1/2	0.63	1.60	1-1/2	2-5/8	
CI816	2	0.86	2.06	1-9/16	3	
Two Screw Connectors (Steel)						
CI2060	3/8	0.11	0.60	1-1/2	5/8	—
CI2061	3/4	0.15	0.90	1-3/4	13/16	
Two Screw Connectors (Cast Aluminum Body and Clamp)						
CI2104	1/2	0.45	0.59	1-3/16	1-3/8	19/32
CI2106	3/4	0.55	0.78	1-3/8	1-11/16	5/8
CI2108	1	0.69	1.01	1-1/2	1-15/16	3/4
CI2110	1-1/4	0.84	1.33	1-1/2	2-3/8	9/16
CI2112	1-1/2	1.06	1.57	1-9/16	2-3/4	5/8
CI2116	2	1.38	2.06	1-3/4	3-1/4	3/4
One Screw Connector (Zinc Alloy)						
CI2163	3/8	0.35	0.61	1	1-5/16	7/16
One Screw Connectors (Aluminum)						
CI2166	1/2	0.50	0.90	1-9/16	1-11/16	7/16
CI2167	3/4	0.71	1.10	1-11/16	1-7/8	7/16
CI2169	1	1.16	1.50	2	2-1/2	1/2
CI2170	1-1/4	1.32	1.77	2-3/8	2-7/8	5/8
CI2171	1-1/2	1.77	2.05	2-1/2	3-1/4	5/8
CI2172	2	2.10	2.54	2-11/16	3-3/4	11/16
Two Screw Connectors (Aluminum)						
CI2173	2-1/2	2.05	3.07	3-1/8	4-9/16	3/4
CI2174	3	2.25	3.57	3-3/8	5-5/16	15/16
Duplex Connectors (Zinc Alloy)						
CI2175	3/8	0.15	0.65	9/16	5/8	3/8

Technical improvements are constantly taking place in the electrical industry. Cable manufacturers are changing their products from time to time. Accordingly, it is strongly suggested that you verify the cable size with the cable manufacturer prior to selecting a fitting.