

STAR TECK® Teck Cable Fittings

STAR TECK® Jacketed Metal-Clad Cable Fittings

Overlapping range of sizes. STAR TECK® jacketed metal-clad cable fittings are designed to accommodate a broad range of cables, thereby minimizing the possibility of mismatched cables and fittings in the field.



Application

- Provide means for passing armored, metal-clad, jacketed cables through a bulkhead or enclosure in hazardous areas (these fittings are suitable for hazardous areas when used with T&B sealing compound)
- Form a mechanical grip and water- and/or oil-resistant termination
- Provide grounding continuity of cable armor

Cable Type

- JMC, MC-HL, Teck

Features

Easy Installation

- Exclusive power-grip. Provides a grip that's high up on the cable — not on the first convolution — so strip length and cutting of cable are not as critical

Dependable Service

- Stainless steel retaining ring. Withstands corrosive environments. Non-magnetic

Dependable Grounding

- Power-Grip grounding ring is non-magnetic stainless steel. Provides 360° long-term dependable grounding. It makes immediate contact with the cable

Watertight

- Tapered bushing. Cone shaped to provide a secure, tight fit while eliminating cupping or water in vertical installations

Easy to Install in Tight Spaces

- Low-profile gland nut fits tight spaces. Has grooves for screwdriver installation, and flats for a wrench. Durable and reusable with funnel entry for easy cable insertion

Materials

Aluminum is standard material

Add suffix "S" for steel with zinc plating

Add suffix "PVC" for corrosion-resistant PVC coating

Add suffix "SS" for stainless steel Grade 316 material (½"–2" sizes)

Environment Classification

Meets NEC® Class I Division 2/Zone 2 and Class II Division 2/Zone 22 requirements when installed as per Articles 501.10/505.15 and 502.10/506.15

NEMA 4


Suitable for use in wet locations and concrete tight (steel) applications per UL 514B

UL File No. E82038/E38947


CSA File No. LR638/LR23086

Range


Available in hub sizes from ½" to 4", and will handle outer jacket diameters from .525" to 4.340"



Installing the STAR TECK® Fitting



1. Prepare cable

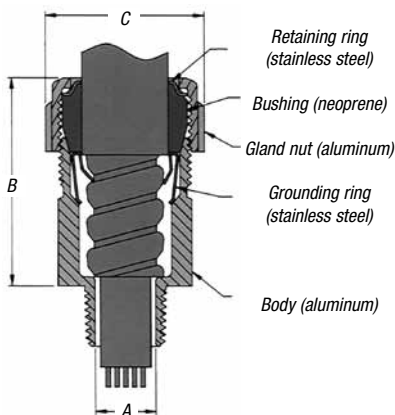



2. Insert cable



3. Tighten gland nut

STAR TECK® Teck Cable Fittings



- Overlapping sizes minimize possibility of mismatched cables and fittings in the field
- Available in hub sizes from ½" to 4", handling outer jacket diameters from .525" to 4.34"
- Suitable for hazardous locations (Class 1 Div. 2; Class II Div. 2; Class III)
- Where explosion-proof or dust-proof boxes are required by code, use STAR TECK XP® fittings (STX050-462 Series)

STAR TECK® Jacketed Metal-Clad Cable Fittings for Ordinary Locations



CAT. NO.	HUB SIZE NPT	CABLE RANGE OVER JACKET (IN.)		CABLE RANGE OVER ARMOR (IN.)		DIMENSIONS (IN.)		
		MIN.	MAX.	MIN.	MAX.	A	B*	C
ST050-462	½	.525	.650	.415	.570	.395	2.020	1.224
ST050-464	½	.600	.760	.490	.680	.485	2.020	1.363
ST050-465	½	.725	.885	.615	.805	.612	2.133	1.633
ST050-466	½	.825	.985	.715	.905	.612	2.133	1.633
ST075-467	¾	.880	1.065	.770	.985	.819	2.450	2.080
ST075-468	¾	1.025	1.205	.915	1.125	.819	2.450	2.080
ST100-469	1	1.187	1.375	1.077	1.295	1.039	2.601	2.230
ST125-470	1¼	1.357	1.625	1.240	1.545	1.182	3.282	2.824
ST125-550	1¼	1.500	1.625	1.390	1.545	1.370	3.282	2.824
ST125-471	1¼	1.600	1.875	1.490	1.795	1.370	3.282	2.824
ST150-472	1½	1.700	1.965	1.590	1.885	1.557	3.620	3.260
ST150-473	1½	1.900	2.187	1.790	2.107	1.600	3.620	3.260
ST200-551	2	1.900	2.187	1.790	2.107	1.715	3.640	3.620
ST200-474	2	2.100	2.375	1.990	2.280	1.995	3.640	3.620
ST200-475	2	2.300	2.565	2.190	2.485	2.057	3.640	4.020
ST200-476	2	2.500	2.750	2.390	2.656	2.057	3.640	4.020
ST250-477	2½	2.380	2.640	2.240	2.560	2.230	4.700	4.750
ST250-478	2½	2.580	2.840	2.440	2.750	2.430	4.700	4.750
ST300-479	3	2.790	3.060	2.640	2.970	2.630	4.700	5.050
ST300-480	3	3.000	3.270	2.870	3.190	2.860	4.790	5.480
ST300-481	3	3.210	3.480	3.042	3.390	3.032	4.790	5.480
ST350-482	3½	3.420	3.690	3.270	3.590	3.260	4.790	5.980
ST350-483	3½	3.610	3.870	3.440	3.770	3.430	4.790	5.980
ST400-484	4	3.810	4.030	3.600	3.930	3.590	4.840	6.435
ST400-485	4	3.965	4.185	3.755	4.065	3.745	4.840	6.435
ST400-486	4	4.120	4.340	3.910	4.220	3.900	4.840	6.435

* Approximate dimension before installation.

Suggested specifications for metal-clad cable fitting.

1. All metal-clad cable fittings for jacketed interlocked armor cable or continuous corrugated cable shall be approved by a nationally recognized testing laboratory, inspection agency or product evaluation organization.
2. Where corrugated-jacketed metal-clad cable exposed to intermittent or continuous moisture is terminated into a threaded opening, the fitting shall be watertight type furnished with:
 - a. An elastomeric beveled bushing.
 - b. A funnel entry, splined gland nut.
 - c. A non-magnetic stainless steel grounding device with dual grounding action.
 - d. A taper threaded hub.
 - e. A hexagonal body and gland nut as manufactured by Thomas & Betts (aluminum series ST050-464).
3. Where cable is terminated into a threadless opening, a suitable moisture-resistant elastomeric gasket as manufactured by Thomas & Betts, series 5262, shall be provided between the outside of enclosure and fitting shoulder.
4. With single-conductor cable and/or in corrosive environments, aluminum fittings such as Thomas & Betts series ST050-464 shall be installed.

Class I Div 2; Class II Div. 2; Class III. Where explosion-proof or dust-ignition-proof boxes are required by Teck, fitting must be used in conjunction with an approved sealing fitting.