

Overview

The backing plates consist of a black molded-plastic label holder and a labeling plate (black with white print or silver-colored with black print) for sticking or snapping in place. They are not suitable for EMERGENCY STOP buttons. Note mounting dimensions!

Inscription

The inscription is in upper/lower case, all words begin with upper case letters. Graphic symbols, including those not listed in the catalog, are according to ISO 7000 or IEC 60417.

For customized inscription, see "Options" on page 104.





Labeling plates for sticking/snapping in place

The labels are available in three sizes:

- 12.5 mm × 27 mm
- 17.5 mm × 27 mm
- 27 mm × 27 mm

For mounting the labeling plates, you can choose between label holders for stick-on or snap-on mounting.

Selection and ordering data

Color	Marking	Symbol No.	DT	Order No.	PU (UNIT, SET, M)	PS*
Labeling plates 12.5 mm x 27 mm						
For self-inscription						
	Black/White (label/lettering)	None	--	▶ 3SU1900-0AC16-0AA0	100	10 units
Inscription in English						
	Black/White (label/lettering)	On	--	B 3SU1900-0AC16-0DJ0	100	10 units
		Off	--	B 3SU1900-0AC16-0DK0	100	10 units
		Up	--	B 3SU1900-0AC16-0DL0	100	10 units
		Down	--	B 3SU1900-0AC16-0DM0	100	10 units
		Forward	--	▶ B 3SU1900-0AC16-0DN0	100	10 units
		Reverse	--	B 3SU1900-0AC16-0DP0	100	10 units
		Right	--	B 3SU1900-0AC16-0DQ0	100	10 units
		Left	--	B 3SU1900-0AC16-0DR0	100	10 units
		Stop	--	▶ B 3SU1900-0AC16-0DS0	100	10 units
		Start	--	▶ B 3SU1900-0AC16-0DT0	100	10 units
		Reset	--	B 3SU1900-0AC16-0DU0	100	10 units
		Test	--	B 3SU1900-0AC16-0DV0	100	10 units
		Open	--	▶ B 3SU1900-0AC16-0DW0	100	10 units
		Close	--	▶ B 3SU1900-0AC16-0DX0	100	10 units
		Jog	--	B 3SU1900-0AC16-0DE0	100	10 units
		Running	--	B 3SU1900-0AC16-0EB0	100	10 units
		Fault	--	B 3SU1900-0AC16-0EC0	100	10 units
		Run	--	B 3SU1900-0AC16-0ED0	100	10 units
		Stop Start	--	B 3SU1900-0AC16-0DC0	100	10 units
		Off On	--	▶ B 3SU1900-0AC16-0DH0	100	10 units
		Power off	--	B 3SU1900-0AC16-0DF0	100	10 units
		Power on	--	B 3SU1900-0AC16-0DG0	100	10 units
		Man O Auto	--	B 3SU1900-0AC16-0DY0	100	10 units
		Man Auto	--	B 3SU1900-0AC16-0EA0	100	10 units
		Hand Auto	--	B 3SU1900-0AC16-0DB0	100	10 units
		Hand O Auto	--	B 3SU1900-0AC16-0DD0	100	10 units
With symbol						
	Black/White (label/lettering)	0	--	B 3SU1900-0AC16-0QA0	100	10 units
		1	--	B 3SU1900-0AC16-0QB0	100	10 units
		0 1	--	B 3SU1900-0AC16-0QG0	100	10 units
		1 2	--	B 3SU1900-0AC16-0QJ0	100	10 units
		 ARROW DIRECTION UP	--	B 3SU1900-0AC16-0QS0	100	10 units

Options

Customized inscriptions

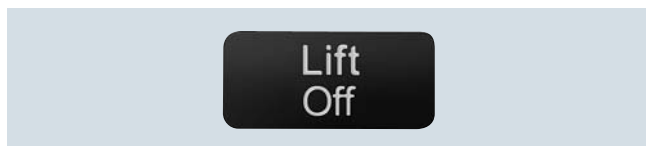
The labels can be inscribed with text and symbols not listed in the ordering data.

The following letter heights are used as standard for text inscriptions:

- Label size 12.5 mm × 27 mm: 3 lines with letter height 4 mm (1-line), 3.5 mm (2-line) or 2.5 mm (3-line)
- Label size 17.5 mm × 27 mm: 3 lines with letter height 4 mm (1- to 2-line) or 3 mm (3-line)
- Label size 27 mm × 27 mm: 5 lines with letter height 4 mm (1- to 5-line)

Up to 11 characters per line are possible. The typeface used is Arial. Other letter heights and typefaces are possible, but must be specified when ordering.

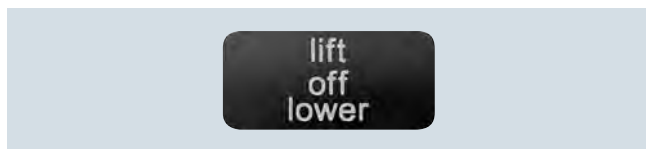
Examples for customized inscription



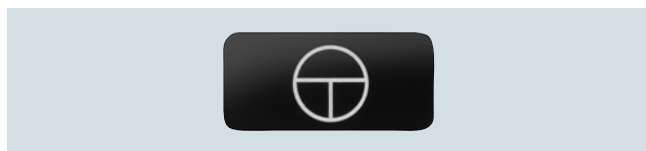
Two-line inscription in upper/lower case lettering (Q0Y)



Single-line inscription in upper case lettering (Q1Y)



Three-line inscription in lower case letters (Q2Y)



Symbol number 5011 according to IEC 60417 (Q3Y)



Any symbol according to order form supplement (Q9Y)

Ordering notes

Append the following order codes to the Order No.:

- Text line(s) in upper/lower case, upper case always for beginning of line (e.g. "Lift / Off"): **Q0Y**
- Text line(s) in upper case (e.g. "LIFT"): **Q1Y**
- Text line(s) in lower case (e.g. "lift / off / lower"): **Q2Y**
- Text line(s) in upper/lower case, all words begin with upper case letters (e.g. "On Off"): **Q5Y**
- Symbol with number according to ISO 7000 or IEC 60417: **Q3Y**
- Any inscription or symbol according to order form supplement: **Q9Y**

When ordering, specify the required inscription in plain text in addition to the article number and order code. In the case of special inscriptions with words in languages other than German, give the exact spelling and specify the language.

In the case of multi-line inscriptions, the text must be assigned to the respective line, e.g. "Z1 = Lift, Z2 = Lower".

For long words you can also specify the end-of-line division; see [ordering example 1](#)

Symbols can also be ordered with numbers according to ISO 7000 or IEC 60417; see [ordering examples 2 and 3](#)

For special symbols (order code Q9Y), a CAD drawing in BMP, GIF, JPEG, PDF, PNG or TIFF format must be submitted. For special inscriptions (order code Q9Y): document in DOC or XLS format.

The SIRIUS ACT Configurator must be used to select special inscriptions and symbols (order code Q9Y). In this case a "CIN" (Configuration Identification Number) is generated for placement of future orders. It is then possible to place an order directly using the CIN and the SIRIUS ACT Configurator (Mall shopping cart) or via the standard order channels.

Standard ordering channels:

- Configurator: www.siemens.com/sirius-act/configurator
- Electronic Catalog CA 01 on DVD
- Industry Mall: www.usa.siemens.com/industrymall

Ordering example 1

A label with 2 lines of text is required:

3SU1900-0AC16-0AZ0

Q1Y

Z1 = LIFT

Z2 = LOWER

Ordering example 2

A label inscribed with symbol No. 5011 according to IEC 60417 is required:

3SU1900-0AC16-0AZ0

Q3Y

Z = 5011 IEC

Ordering example 3

A label inscribed with symbol No. 1118 according to ISO 7000 is required:

3SU1900-0AC16-0AZ0

Q3Y

Z = 1118 ISO