

Meter Sockets




METER SOCKET ACCESSORIES

Hub Adapter Plate



BS052	Permits use of regular size hubs on larger hub openings
--------------	---

Hub Opening Closure Plates



BS051	Inside attachment for regular hub opening (ie: 1" to 2-1/2")
BS054	Inside attachment for larger hub opening (ie: 3" to 4")


Insulated Neutral Kits



IN1000BA, IN1000BE, IN1000PL	100 Amp. max.
IN2000BS, IN2000PL	200 Amp. max.

Specify socket upon ordering.

Insulated Neutral Kit



IN4000JS	400 Amp. max. (JS4)
-----------------	---------------------

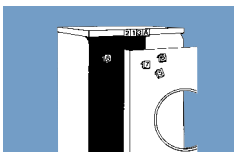
Ground Lug On Neutral Kit



GN2000*	200 Amp. MAX. for BQ2, BS2 Series
----------------	-----------------------------------

* CSA not applicable

Identification Markers



No. 0 through No. 9	Clipped to the upper lip of the enclosure; provides permanent customer identification.
No. A through No. Z	
No. SERVICE	Packed and sold in polyethylen bags of 10 identical markers except "SERVICE" which has 7 individual letters.

Replacement + Block Assemblies

Consist of thermoplastic insulators with jaws and connectors assembled for replacement of one meter socket

BA3-X	Fits BA3 / BE1 Series
BS2-X	Fits BQ2 / BS2 Series

Note: Add suffix "B" to cat. no. above if mounting bridge is required

