

## Relays and Timers



## Relays and Timers

## Product Description

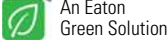
Eaton's new line of **XT** relays and timers includes mini and standard frame control relays and auxiliary contacts, mini electronic on-delay and multi-function timers and an electronic star-delta (wye-delta) timer for use in star-delta (wye-delta) combinations. Because **XT** meets UL®, CSA® and CE standards, it is the perfect product solution for IEC applications all over the world. The compact, space saving and easy to install **XT** line of IEC contactors and starters is the efficient and effective solution for customer applications.

## Features

- For use with mini and standard frame size contactors and starters
- Control relays
  - AC control from 12V to 550V 50 Hz, 600V 60 Hz
  - DC control from 12V to 220V
- On-delay and multi-function timers
  - 24–240 Vac/Vdc control
- Available with screw or spring cage terminals
- Four-pole configurations
- IP20 finger and back-of-hand proof
- Large ambient temperature range: –25° to 50°C [–13° to 122°F]
- The XTRE control relays have positively driven contacts between the relay and the auxiliary contact modules as well as within the auxiliary contact modules

## Contents

## Description

	Page
Relays and Timers	
Catalog Number Selection . . . . .	V5-T1-4
Product Selection . . . . .	V5-T1-5
Accessories . . . . .	V5-T1-6
Technical Data and Specifications . . . . .	V5-T1-12
Dimensions . . . . .	V5-T1-16
	
Miniature Controls . . . . .	V5-T1-18
Contactors and Starters . . . . .	V5-T1-35
Thermal Overload Relays . . . . .	V5-T1-128
C440/ <b>XT</b> Electronic Overload Relay . . . . .	V5-T1-141
Manual Motor Protectors . . . . .	V5-T1-157
Combination Motor Controllers . . . . .	V5-T1-193
<b>XT</b> Electronic Manual Motor Protector . . . . .	V5-T1-216
EMS—Electronic Motor Starter . . . . .	V5-T1-229
Reference Data . . . . .	V5-T1-231

## Standards and Certifications

- IEC EN 60947
- CE approved
- UL
- CSA



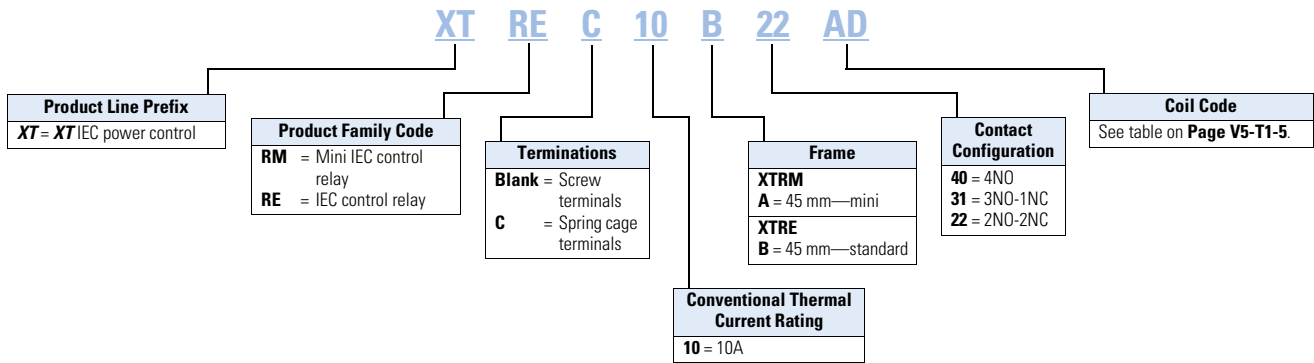
## Instructional Leaflets

Pub51219	XTRM Mini Control Relays
Pub51210	XTRE Control Relays
Pub51244	XTTR Electronic Star-Delta (Wye-Delta) Timer
Pub51245	XTMT Mini Electronic On-Delay and Multi-Function Timers

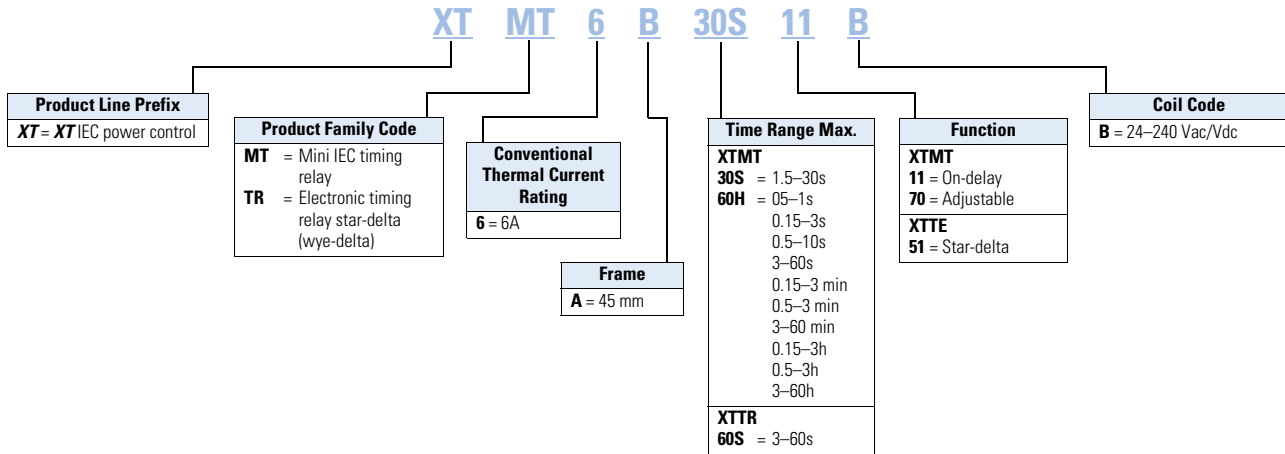
#### 1

### Catalog Number Selection

#### XT—Relays



#### XT—Timers



## Product Selection

### When Ordering

- Orders must be placed in multiples of the package quantity listed
- DC operated control relays have a built-in suppressor circuit
- Contact terminal numbers to EN50011
- Coil terminal numbers to EN50005

### XTRM10A\_



### Mini Control Relays

Conventional Thermal Current $I_{th}$ (A)	Contact Configuration	Rated Operational Current AC-15 $I_e$ (A)			Circuit Symbol	Screw Terminal Catalog Number <sup>①</sup>
		220–240V	380–415V	500V		
10	4NO	6	3	1.5		XTRM10A40_
10	3NO-1NC	6	3	1.5		XTRM10A31_
10	2NO-2NC	6	3	1.5		XTRM10A22_ <sup>②</sup>

### XTREC10\_



### Control Relays

Conventional Thermal Current Open at 60°C $I_{th}$ (A)	Contact Configuration	Rated Operational Current AC-15 $I_e$ (A)			Circuit Symbol	Screw Terminal Catalog Number <sup>①</sup>	Spring Cage Terminal Catalog Number <sup>①</sup>
		220–240V	380–415V	500V			
16	4NO	6	4	1.5		XTREC10B40_	XTREC10B40_
16	3NO-1NC	6	4	1.5		XTREC10B31_	XTREC10B31_
16	2NO-2NC	6	4	1.5		XTREC10B22_ <sup>③</sup>	XTREC10B22_ <sup>③</sup>

### Coil Voltage Suffix

Coil Voltage	Suffix Code	Coil Voltage	Suffix Code	Coil Voltage	Suffix Code	Coil Voltage	Suffix Code
110V 50 Hz, 120V 60 Hz	<b>A</b>	415V 50 Hz, 480V 60 Hz	<b>C</b>	380V 50 Hz, 440V 60 Hz	<b>L</b>	120 Vdc	<b>AD</b>
220V 50 Hz, 240V 60 Hz	<b>B</b>	550V 50 Hz, 600V 60 Hz	<b>D</b>	380V 60 Hz	<b>P</b>	220 Vdc	<b>BD</b>
230V 50 Hz	<b>F</b>	208V 60 Hz	<b>E</b>	12V 50/60 Hz	<b>R</b>	12 Vdc	<b>RD</b>
24V 50/60 Hz	<b>T</b>	190V 50 Hz, 220V 60 Hz	<b>G</b>	42V 50 Hz, 48V 60 Hz	<b>W</b>	48 Vdc	<b>WD</b>
24 Vdc	<b>TD</b>	240V 50 Hz, 277V 60 Hz	<b>H</b>	48V 50 Hz	<b>Y</b>		

### Notes

- ① Underscore (\_) indicates magnet coil suffix required. See Coil Voltage Suffix table above.
- ② DC operated control relays XTRM(C)10A22\_ cannot be used with front mount auxiliary contacts.
- ③ DC operated control relays XTRE(C)10B22\_ can only be combined with two-pole auxiliary contacts.