A. System Overview
B1. Cable Ties
B2. Cable Accessories
B3. Stainless Steel Cable Ties & Accessories
C1. Wiring Duct
C2. Abrasion Protection
C3. Cable Management
D1. Terminals
D2. Power Connectors
D3. Grounding Connectors
E1. Labeling Systems
E2. Labels
E3. Pre-Printed & Write-On Markers
E4. Permanent Identification
E5. Industrial Safety Solutions
F. Keystone Cabling Systems
G. Part Number Index

Cable Tie Styles Overview

Pan-Ty® Cable Ties

Pages B1.6 – B1.35



- Designed for use in numerous applications to meet a variety of needs in the OEM, MRO, and construction markets
- Largest selection of styles, materials, and sizes
- One-piece construction for consistent performance and reliability
- Lowest threading force of any one-piece cable tie in the industry

Super-Grip® Cable Ties

Pages B1.36 – B1.40

- Designed for the strength requirements of the MRO and construction markets
- Thin, wide strap body – flexible, conforms to bundles
- Strong – withstands rough installation practices
- Grips wires tightly and resists lateral movement

Dome-Top® Barb Ty Cable Ties

Pages B1.41 – B1.53

- Approved for the demanding MRO and construction requirements as typified in the oil and gas markets
- Stainless steel barb provides consistent performance and reliability
- Infinitely adjustable for tight bundles throughout entire bundle range
- Dome-top head features unique patented design with smooth, round edges

Parallel-Entry Cable Ties

Pages B1.54 – B1.62

- Designed for use in the OEM and transportation markets
- All parallel-entry ties provide a low profile head which avoids snags and reduces overall bundle size
- No protrusion of tie cut-off – protects workers' arms/hands
- Contour-Ty® Cable Ties have outside teeth and smooth, round edges to protect cable jacket – perfect for high vibration applications

Order number of pieces required, in multiples of Standard Package Quantity.

Sta-Strap® Cable Ties

Pages B1.63 – B1.69

- Convenient and easy to use in OEM manual assembly operations
- Exclusive, two-piece design provides lowest threading force in the industry
- Use for normal bundling and through-panel applications
- Releasable prior to final tensioning and cut-off

Network Cable Ties

Pages B1.81 – B1.88

- Ideal for the telecommunications, financial, education, and government markets
- Adjustable, releasable, and re-usable
- No risk of over-tensioning or damaging high performance network cables
- Variety of styles, sizes, and colors

A. System Overview
B1. Cable Ties
B2. Cable Accessories
B3. Stainless Steel Cable Ties & Accessories
C1. Wiring Duct
C2. Abrasion Protection
C3. Cable Management
D1. Terminals
D2. Power Connectors
D3. Grounding Connectors
E1. Labeling Systems
E2. Labels
E3. Pre-Printed & Write-On Markers
E4. Permanent Identification
E5. Industrial Safety Solutions
F. Keystone Cabling Systems
G. Part Number Index

A. System Overview
B1. Cable Ties
B2. Cable Accessories
B3. Stainless Steel Cable Ties & Accessories
C1. Wiring Duct
C2. Abrasion Protection
C3. Cable Management
D1. Terminals
D2. Power Connectors
D3. Grounding Connectors
E1. Labeling Systems
E2. Labels
E3. Pre-Printed & Write-On Markers
E4. Permanent Identification
E5. Industrial Safety Solutions
F. Keystone Cabling Systems
G. Part Number Index

Features and Benefits – Pan-Ty® Cable Ties

One-piece design for consistent performance and reliability.
Available in lengths from 2.8 to 43.3 inches and a variety of styles, materials, and colors for specific applications.

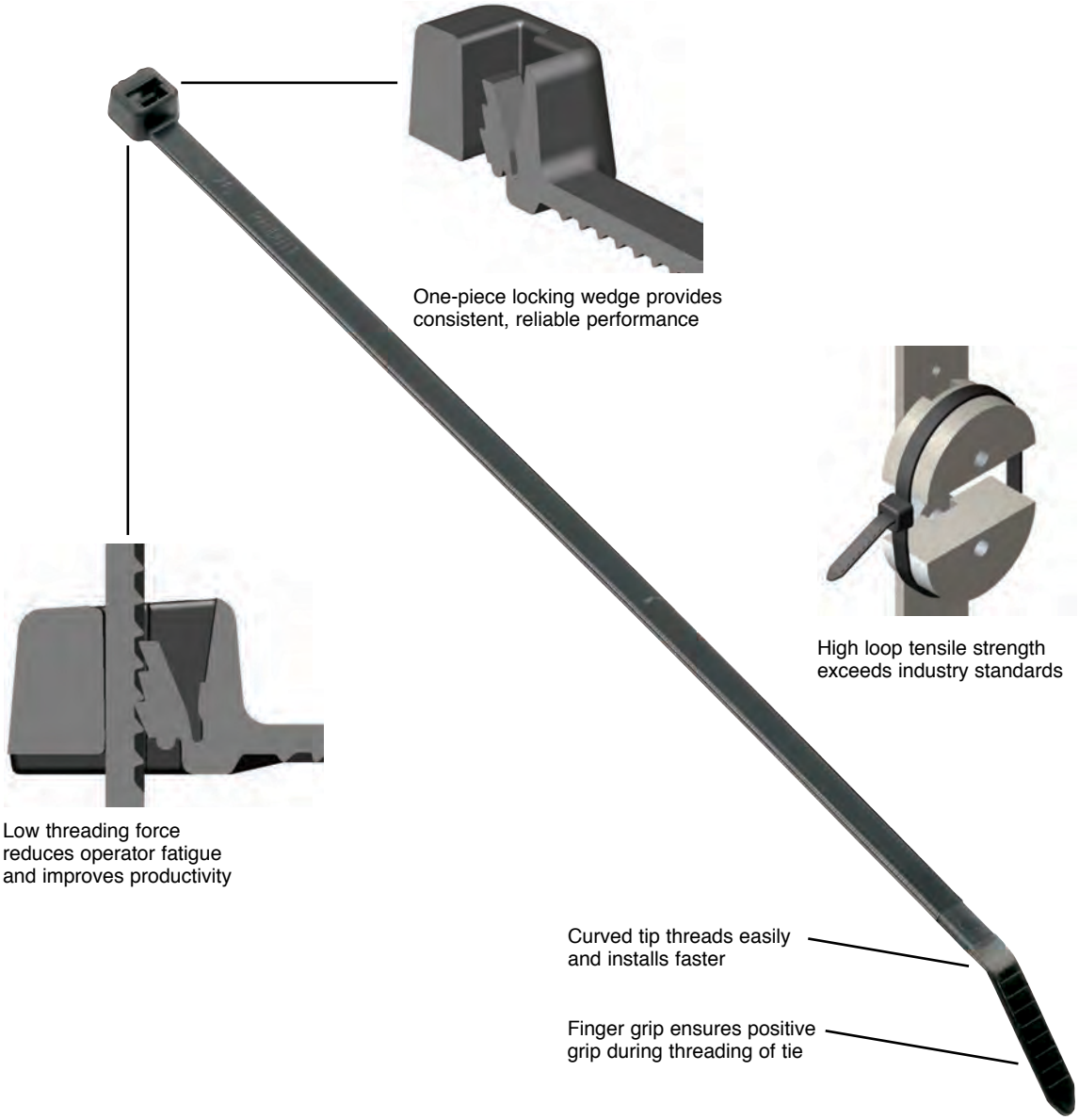

Cable tie tools speed installation and reduce total installed cost.

Visit www.panduit.com/tools.

Cable tie accessories are used to speed and simplify the mounting of wires, cables, and tubing.

See pages B2.1 – B2.26.

Order number of pieces required, in multiples of Standard Package Quantity.

Selection Guide – Pan-Ty® Cable Ties

Material, Color (Suffix)	Style/Function	Part Number Prefix	Catalog Page
Nylon 6.6, Natural (No Suffix)	Locking Ties/Bundle	PLT	B1.8, 9
	Releasable Ties/Re-usable	PRT	B1.20
	Clamp Ties/Mount	PLC	B1.24
	Push Mount Ties/Mount	PLWP, PRWP, PLUP, PLP	B1.26, 28, 31
	Marker Ties/Identify	PLF, PLM	B1.32
Weather Resistant Nylon 6.6, Black (0)	Locking Ties/Bundle	PLT	B1.10, 11
	Releasable Ties/Re-usable	PRT	B1.21, 22
	Clamp Ties/Mount	PLC	B1.25
	Push Mount Ties/Mount	PLWP, PRWP, PLUP, PLP	B1.27 – B1.31
	Marker Ties/Identify	PLF, PLM	B1.32
Heat Stabilized Nylon 6.6, Black (30)	Locking Ties/Bundle	PLT	B1.12
	Releasable Ties/Re-usable	PRT	B1.21, 22
	Clamp Ties/Mount	PLC	B1.25
	Push Mount Ties/Mount	PLWP, PRLWP, PRWP, PLUP, PLP	B1.27 – B1.31
Heat Stabilized Weather Resistant Nylon 6.6, Black (300)	Locking Ties/Bundle	PLT	B1.13
Heat Stabilized Nylon 6.6, Natural (39)	Locking Ties/Bundle	PLT	B1.12
Flame Retardant Nylon 6.6, Black (60)	Locking Ties/Bundle	PLT	B1.14
Flame Retardant Nylon 6.6, Ivory (69)	Locking Ties/Bundle	PLT	B1.14
	Marker Ties/Identify	PLF, PLM	B1.32
Weather Resistant Nylon 12, Black (120)	Locking Ties/Bundle	PLT	B1.15
Polypropylene, Green (109)	Locking Ties/Bundle	PLT	B1.15
Weather Resistant Polypropylene, Black (100)	Locking Ties/Bundle	PLT	B1.16
	Releasable Ties/Re-usable	PRT	B1.23
HALAR▲, Maroon (702Y) TEFZEL■, Aqua Blue (76)	Locking Ties/Bundle	PLT	B1.16, 17
PEEK, Translucent Brown (71)	Locking Ties/Bundle	PLT	B1.18
Metal Detectable, Blue (86, 186)	Locking Ties/Bundle	PLT	B1.19

■ TEFZEL is a registered trademark of E.I. du Pont de Nemours and Company
▲ HALAR is a registered trademark of Solvay Solexis

Part Number System for Pan-Ty® Cable Ties

PLT **2** **S** **–** **C**

Type

PLT = Locking Tie
PRT = Releasable Tie
PLC = Locking Clamp
PLF = Locking Flag
PLM = Locking Marker
PLP = Locking Push Mount
PLWP = Locking Wing Push Mount
PRLWP = Releasable Ladder Wing Push Mount
PRWP = Releasable Wing Push Mount
PLUP = Locking Umbrella Push Mount

Size

Approx. Maximum Bundle Dia. (In.)

Cross Section

SM = Subminiature
M = Miniature
I = Intermediate
S = Standard
LH = Light-Heavy
H = Heavy
EH = Extra-Heavy

Screw Hole Size

(Clamp Ties Only)
-S4 = #4 (M2.5)
-S6 = #6 (M3)
-S8 = #8 (M4)
-S10 = #10 (M5)
-S25 = 1/4 (M6)

Package Size

Q = 25
L = 50
C = 100
TL = 250
D = 500
M = 1000
VMR = 2 reels/2500 ea.
XMR = 2 reels/5000 ea.

Material/Color

See Page B1.33

Pan-Ty® Cable Ties – Weather Resistant Nylon 6.6

- Greater resistance to damage caused by ultraviolet light – indoor or outdoor use
- Versatile cable ties can be used in countless applications
- One-piece construction for consistent performance and reliability
- Among the lowest threading force of any one-piece cable tie in the industry
- Curved tip is easy to pick up from flat surfaces and allows faster initial threading to speed installation



Part Number	Length In.	Length mm	Width In.	Width mm	Thickness In.	Thickness mm	Max. Bundle Dia. In.	Max. Bundle Dia. mm	Min. Loop Tensile Str. Lbs.	Min. Loop Tensile Str. N	Recommended Installation Tool	Std. Pkg. Qty.	Std. Ctn. Qty.
Subminiature Cross Section													
PLT.6SM-C0	2.8	71	0.070	1.8	0.030	0.8	0.60	15	8	36	GTS-E, PTS	100	1000
Miniature Cross Section													
PLT.7M-M0	3.1	79	0.090	2.3	0.032	0.8	0.68	17	18	80	GTS-E, GS2B, PTS, PPTS, STS2	1000	50000
PLT1M-C0	3.9	99	0.098	2.5	0.043	1.1	.87	22	18	80		100	1000
PLT1.5M-C0	5.6	142	0.098	2.5	0.043	1.1	1.25	32	18	80		100	1000
PLT2M-C0	8.0	203	0.098	2.5	0.043	1.1	2.00	51	18	80		100	1000
Intermediate Cross Section													
PLT1.5I-C0	5.6	142	0.142	3.6	0.045	1.1	1.38	35	40	178	GTS-E, GS2B, PTS, PPTS, STS2	100	1000
PLT2I-C0	8.0	203	0.142	3.6	0.045	1.1	2.00	51	40	178		100	1000
PLT2.5I-C0	9.7	246	0.145	3.7	0.052	1.3	2.50	64	40	178		100	1000
PLT3I-C0	11.4	290	0.145	3.7	0.052	1.3	3.00	76	40	178		100	1000
PLT4I-C0	14.5	368	0.145	3.7	0.052	1.3	4.00	102	40	178		100	1000
Standard Cross Section													
PLT1S-C0	4.8	122	0.190	4.8	0.052	1.3	1.00	25	50	222	GTS-E, GS2B, GTH-E, GS4H, PTS, PPTS, PTH, STS2, STH2	100	1000
PLT1.5S-C0	6.2	157	0.190	4.8	0.052	1.3	1.50	38	50	222		100	1000
PLT2S-C0	7.4	188	0.190	4.8	0.052	1.3	1.88	48	50	222		100	1000
PLT2.5S-C0	9.8	249	0.190	4.8	0.052	1.3	2.50	64	50	222		100	1000
PLT3S-C0	11.5	292	0.190	4.8	0.052	1.3	3.00	76	50	222		100	1000
PLT4S-C0	14.5	368	0.190	4.8	0.052	1.3	4.00	102	50	222		100	1000
PLT4.5S-C0	15.5	394	0.190	4.8	0.052	1.3	4.50	114	50	222		100	1000
PLT5S-C0	17.5	445	0.190	4.8	0.052	1.3	5.00	127	50	222		100	500
Light-Heavy Cross Section (Straight Tip)													
PLT2H-L0	8.1	206	0.300	7.6	0.075	1.9	2.00	51	120	534	GTH-E, GS4H, GS4EH, PTH, STH2, ST3EH	50	500
PLT2.5H-L0	9.8	251	0.300	7.6	0.075	1.9	2.50	64	120	534		50	500
PLT3H-L0	11.4	290	0.300	7.6	0.075	1.9	3.00	76	120	534		50	500
PLT4H-L0	14.5	368	0.300	7.6	0.075	1.9	4.00	102	120	534		50	500
NEW! PLT4H-TL0/147	14.5	368	0.300	7.6	0.075	1.5	4.11	104.5	120	534		250	2500
PLT6LH-L0	21.9	556	0.300	7.6	0.075	1.9	6.00	152	120	534		50	500
PLT7LH-L0	24.7	627	0.300	7.6	0.075	1.9	7.00	178	120	534		50	500
PLT8LH-L0	27.6	701	0.300	7.6	0.075	1.9	8.00	203	120	534		50	500
PLT9LH-L0	30.5	775	0.300	7.6	0.075	1.9	9.00	229	120	534		50	500
Heavy Cross Section (Straight Tip)													
PLT5H-L0	17.7	450	0.350	8.9	0.078	2.0	5.00	127	175	778	GTH-E, GS4H, GS4EH, PTH, STH2, ST3EH	50	500
PLT6H-L0	20.9	530	0.350	8.9	0.078	2.0	6.00	152	175	778		50	500
PLT8H-L0	30.6	779	0.350	8.9	0.078	2.0	9.00	229	175	778		50	500
PLT13H-Q0	43.3	1100	0.350	8.9	0.078	2.0	13.00	330	175	778		25	500

UL Listed or UL Recognized except LH and H cross sections.

Order number of pieces required, in multiples of Standard Package Quantity.