

STRAIGHT BLADE RECEPTACLES

Power Outlet Receptacles & Plugs 20, 30, 50, & 60A

RATING		RECEPTACLE/PLUG CONFIGURATION & NEMA NO.						
A.	V.		FLUSH RECEPTACLE	WALL PLATE <small>*For 2 screw mounting **For 4 screw mounting</small>	SURFACE RECEPTACLE	PLUG	ANGLE PLUG	CONNECTOR
		CATALOG NUMBERS						
2 POLE, 3 WIRE GROUNDING								
30	125	5-30		3802 § AL/CU	1-Gang: TP724* 2-Gang: SS702* 2-Gang: TP703**		D0531 .57"-1.26"	D0533 .57"-1.26"
30	125	NEMA TT30		3830 AL/CU	1-Gang: TP724* 2-Gang: SS702* 2-Gang: TP703**			
For recreational vehicles.								
30	250	6-30		3801 AL/CU	1-Gang: TP724* 2-Gang: SS702* 2-Gang: TP703**		D0631 .57"-1.26"	3869 D0633 .57"-1.26"
50	125	5-50					D0551 .57"-1.26"	D0553 .57"-1.26"
50	250	6-50		3804 § AL/CU	1-Gang: TP724* 2-Gang: SS702* 2-Gang: TP703**	3852 # AL/CU	D0651 .57"-1.26"	3869 D0653 .57"-1.26"
3 POLE, 3 WIRE NON-GROUNDING								
30	125/250 Dryer	10-30		3860 AL/CU	1-Gang: TP724* 2-Gang: SS702* 2-Gang: TP703**	388 AL/CU	1031	3861
50	125/250 Range	10-50		3890 § AL/CU	1-Gang: TP724* 2-Gang: SS702* 2-Gang: TP703**	385 AL/CU	1051 .57"-1.26"	3861 1053 .32"- .91"
3 POLE, 4 WIRE GROUNDING								
20	125/250	14-20		3820	1-Gang: SS7*			
30	125/250 Dryer	14-30		3864 AL/CU 3864NA †	2-Gang: SS702* 2-Gang: TP703**	3884 #/388440‡ AL/CU	1431 .57"-1.26"	5746AN 3867
30	3ø, 250	15-30		5740 AL/CU	2-Gang: SS702* 2-Gang: TP703**			5741AN
50	125/250 Range	14-50		3894 § AL/CU 3894NA †	2-Gang: SS702* 2-Gang: TP703**	3854 #/385440‡ AL/CU	1451 .57"-1.26"	5745AN 3867
50	3ø, 250	15-50		5750 AL/CU	2-Gang: SS702* 2-Gang: TP703**			5751AN
60	3ø, 250	15-60		5760 AL/CU	2-Gang: SS702* 2-Gang: TP703**		8462N	5761AN
4 POLE, 4 WIRE NON-GROUNDING								
20	3øY, 120/208	18-20		3822	1-Gang: SS7*		7251DF .35"-1.05"	
60	3øY, 120/208	18-60		3870 § AL/CU	2-Gang: SS701**		D1861 .57"-1.26"	8302AN

‡ In bulk pack of 40 with plastic snap-in wire clamp.

§ Up to #3 AWG aluminum conductors.

Up to #4 AWG aluminum conductors.

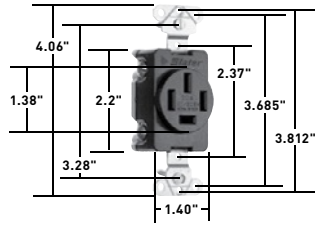
For further information consult Wall Plate Section P (for Stainless Steel versions of TP724 and TP703, refer to Pages P-14 and P-15).

† NAFTA-Compliant Receptacles are ideal for use on projects subject to the provisions of the Buy American Act.

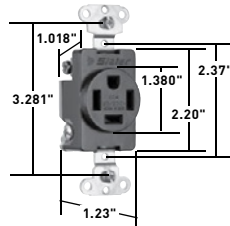
All devices listed on this page conform to NEMA WD-1 and WD-6.

STRAIGHT BLADE RECEPTACLES

Power Outlet Receptacles & Plugs 20, 30, 50, & 60A



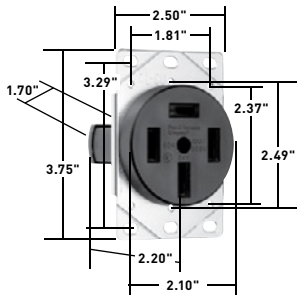
3822



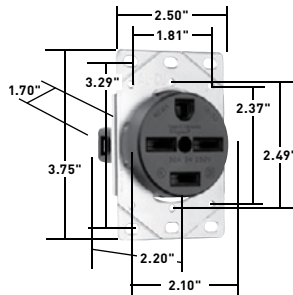
3820



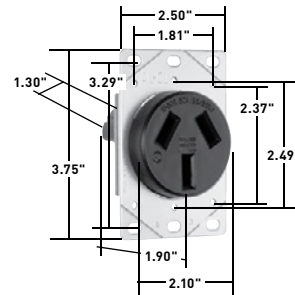
**385 3854
388 3884
3852**




3870




**3801 3802
3804 3864
3894 5740
5750 5760**




**3830
3860
3890**




3861




3867



3869



**5741AN 5751AN
5745AN 5761AN
5746AN 8302AN**




7251DF

STRAIGHT BLADE RECEPTACLES


DEVICES & WALL PLATES

Color Selection Chart

Devices & Plastic Wall Plate Colors



Ivory Light Almond White Green Antique Brass Dark Bronze Nickel




Black Blue Brown Gray Orange Red

See specific device and wall plate catalog charts for particular color availabilities.

Metal Wall Plates


Metal Finish




Aluminum Brass (Brushed) Polished Brass Stainless Steel Brushed Bronze Chrome

Custom Metal Wall Plates Paint Finish Colors

Paint Color



Orange Green Gray Yellow Glossy Black Brown White



Primer Red Pink Flat Black Ivory Light Almond Blue

To order custom metal wall plates, see Pages P-40 – P-44.

For additional colors consult factory.