


INDUSTRIAL SPEC GRADE TURNLOK® LOCKING DEVICES

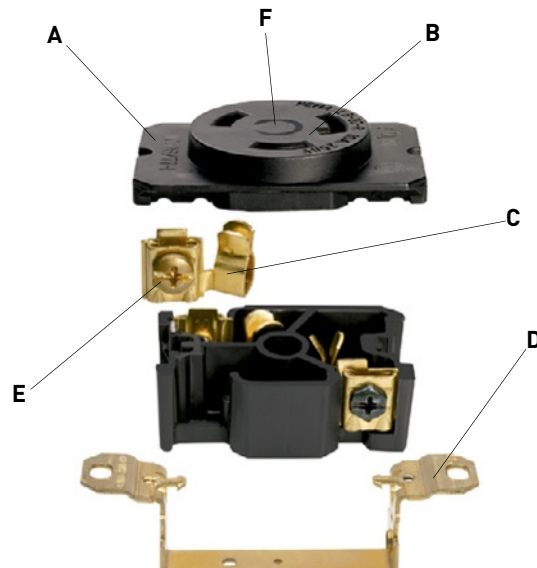
L630C & L630P Connector & Plug

- A. Raised ribs** provide non-slip gripping profile for turning to lock and unlock.
- B. Quick-thread assembly screws** and cord-grip screws come backed-out, ready-to-wire.
- C. Industrial-strength, brass alloy plug blades**, and connector contacts resist heat rise, provide excellent conductivity.
- D. Rounded back contour** reduces snags and hang-ups on the job site.
- E. Impact- and corrosion-resistant** durable nylon 6 shell material.
- F. Integral flexible rubber cord grommet** conforms to and seals around SO cord to provide protection from oils, water, or chips entering wiring chamber.
- G. New-design external cord grips** provide visible assurance of safe and proper cord retention.
- H. Scallop shell design** provides non-slip gripping surface for insertion and withdrawal.
- I. Double dovetail design** provides superior protection against cord pull-out forces.
- J. Visible stamped NEMA configuration and device rating.**



L630R Receptacles

- A. Compact, impact-resistant nylon face and body** are ultrasonically welded together for unrivaled strength.
- B. Clearly marked NEMA configuration, rating, and third party listing** on each unit's face.
- C. One-piece, high-grade brass contacts** offer excellent conductivity and heat-rise resistance.
- D. Single-piece, solid brass mounting strap** is free of easily loosened rivets found on other brands.
- E. Side and external screw-pressure-plate back wire capability.** Accepts #14 - #10 AWG.



F. P&S Turnlok Receptacles. Voltage color coding on the outside. Proven designs and quality materials on the inside. Any way you look at them, they're the standard of the industry.



INDUSTRIAL SPEC GRADE TURNLOK® LOCKING DEVICES

NEMA Configurations

Locking Plugs & Receptacles

| | 15 AMPERE | | 20 AMPERE | | 30 AMPERE | |
|-------------------------------------|------------|------|------------|------|------------|------|
| | RECEPTACLE | PLUG | RECEPTACLE | PLUG | RECEPTACLE | PLUG |
| 2 POLE, 2 WIRE NON-GROUNDING | | | | | | |
| 125V | L1 | | | | | |
| | L2 | | | | | |
| 250V | | | | | | |
| 2 POLE, 3 WIRE GROUNDING | | | | | | |
| 125V | L5 | | | | | |
| | L6 | | | | | |
| 250V | | | | | | |
| 277VAC | L7 | | | | | |
| | L24 | | | | | |
| 347VAC | | | | | | |
| 480VAC | L8 | | | | | |
| | L9 | | | | | |
| 600VAC | | | | | | |
| 3 POLE, 3 WIRE NON-GROUNDING | | | | | | |
| 125/250V | L10 | | | | | |
| | L11 | | | | | |
| 3ø250V | | | | | | |
| 3ø480V | L12 | | | | | |
| | L13 | | | | | |
| 3ø600V | | | | | | |
| 3 POLE, 4 WIRE GROUNDING | | | | | | |
| 125/250V | L14 | | | | | |
| | L15 | | | | | |
| 3ø250V | | | | | | |
| 3ø480V | L16 | | | | | |
| | L17 | | | | | |
| 3ø600V | | | | | | |
| 4 POLE, 4 WIRE NON-GROUNDING | | | | | | |
| 3øY 120/208V | L18 | | | | | |
| | L19 | | | | | |
| 3øY 277/480V | | | | | | |
| 3øY 347/600V | L20 | | | | | |
| | | | | | | |
| 4 POLE, 5 WIRE GROUNDING | | | | | | |
| 3øY 120/208V | L21 | | | | | |
| | L22 | | | | | |
| 3øY 277/480V | | | | | | |
| 3øY 347/600V | L23 | | | | | |
| | | | | | | |

Midget – Locking

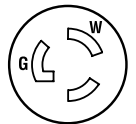
| | 15 AMPERE | |
|-------------------------------------|------------|------|
| | RECEPTACLE | PLUG |
| 2 POLE, 2 WIRE NON-GROUNDING | | |
| 125V | ML1 | |
| | ML1 | |
| 2 POLE, 3 WIRE GROUNDING | | |
| 125V | ML2 | |
| | ML2 | |
| 3 POLE, 3 WIRE NON-GROUNDING | | |
| 125/250V | ML3 | |
| | ML3 | |

Labels & Their Meaning

| | |
|---------|----------------|
| X, Y, Z | Hot Lead |
| W | Neutral Lead |
| G | Grounding Lead |

Open Slots

Indicate receptacle configurations (female).



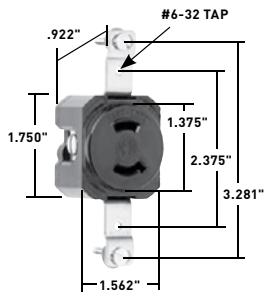
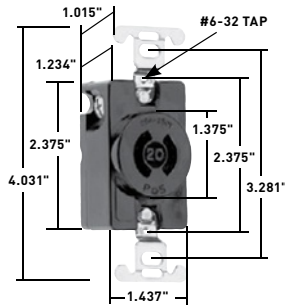





Closed Slots

Indicate plug blade configurations (male).

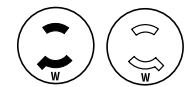
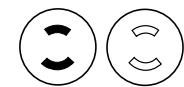


INDUSTRIAL SPEC GRADE TURNLOK® LOCKING DEVICES

15 & 20 Amp NEMA L115 & L220 2 Pole, 2 Wire Non-Grounding 15A, 125V & 20A, 250V


7535

7210

7506

7101

7526

7547DF

7102

| CATALOG NUMBER | RATING | | DESCRIPTION/COLOR | CORD DIAMETER | NEMA CONFIG. NO. | 3rd PARTY COMPLIANCE |
|-------------------------------------|--------|-----|------------------------------|---------------|------------------|----------------------|
| | A. | V. | | | | UL498 |
| RECEPTACLES | | | | | | |
| 7535 | 15 | 125 | Single Receptacle | | L1-15R | • |
| 7210 | 20 | 250 | Single Receptacle | | L2-20R | • |
| CONNECTORS | | | | | | |
| 7506* | 15 | 125 | Black | .296"-.562" | L1-15R | • |
| 7101* | 20 | 250 | Black Back, White Front Body | .296"-.562" | L2-20R | • |
| PLUGS | | | | | | |
| 7547DF | 15 | 125 | Black | .296"-.625" | L1-15P | • |
| 7102* | 20 | 250 | Black Back, White Front Body | .296"-.562" | L2-20P | • |
| FLANGED INLETS & OUTLETS | | | | | | |
| L0115 | 15 | 125 | Inlet | | L1-15P | • |
| 7526 | 15 | 125 | Outlet | | L1-15R | • |


NEMA L1-15P **NEMA L1-15R**

NEMA L2-20P **NEMA L2-20R**

*For replacement use only.
Reference Pages G-38 and G-39 for Accessories.