

# UNIDUCT® SERIES RACEWAYS

## Single-Channel

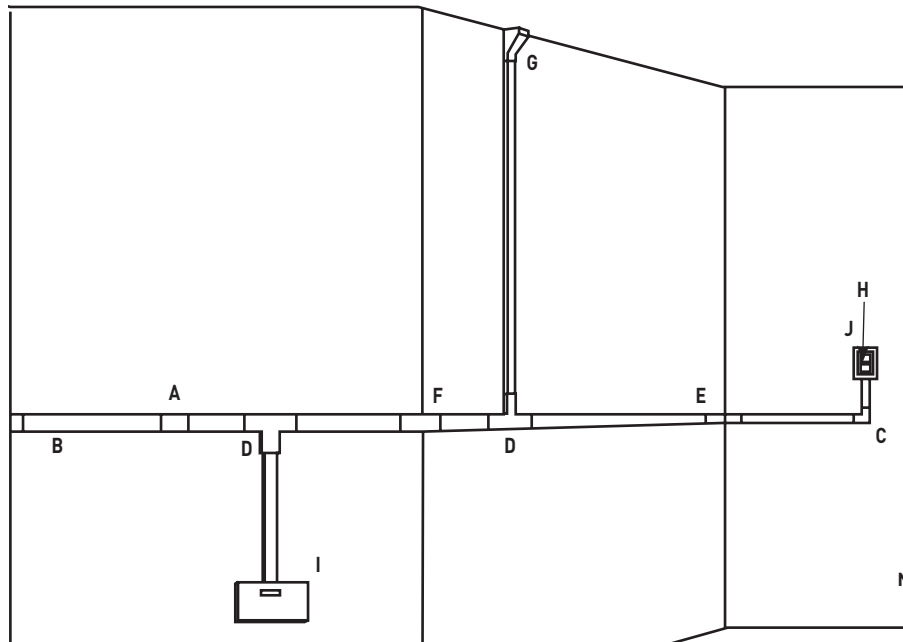


One-piece, latching single-channel raceway available in three profiles. Easy-to-install and ideal for basic communication installations.

### CODE REFERENCE

Uniduct Series Raceway is not UL Listed and is only designed for use in protecting electrical cords, low voltage wiring and cabling.

### Uniduct 2700, 2800, 2900 Series Raceways System Layout




**NOTE:** Illustration is for showing product applications only.

### KEY

- |  |  |   |
|--|--|---|
| A. 2706, 2806, 2906 Cover Clip           | E. 2717, 2817, 2917 Internal Elbow         | H. CM2, Series II, TracJack Communication Devices |
| B. 2710B, 2810B, 2910B Blank End Fitting | F. 2718, 2818, 2918 External Elbow         | I. CM-MMB-293 Multimedia Box                      |
| C. 2711, 2811, 2911 Flat Elbow           | G. 2786, 2886, 2986 Drop Ceiling Connector | J. NM2048 Device Box                              |
| D. 2715, 2815, 2915 Tee Fitting          |  |   |

### COLOR OPTIONS

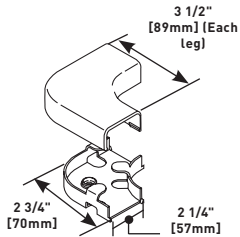


Uniduct® Series Raceway Part Numbers with a "-WH" suffix have a white finish. Part Numbers with a "-FW" suffix have a fog white finish. Part Numbers without a suffix have an ivory finish. Uniduct Raceway can also be painted using latex paint.

# UNIDUCT® 2900 SERIES RACEWAYS

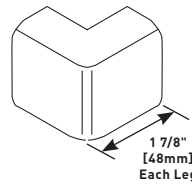
## Ordering Information

### 2911FO Radiused Flat Elbow



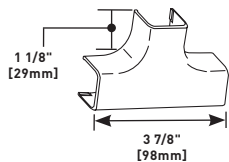
For right angle turns on same surface. Maintains 1 1/4" [32mm] bend radius when installing UTP and fiber optic cable. Also available in white (2911FO-WH).

### 2918 External Elbow



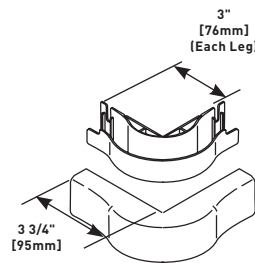
For right angle turns around external corners. Also available in white (2918-WH).

### 2915 Tee



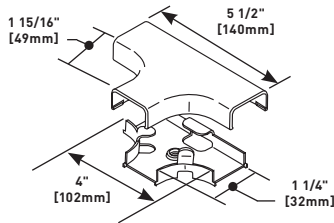
For branching of 2900 Series Raceway running at right angles. Also available in white (2915-WH).

### 2918FO Radiused External Elbow



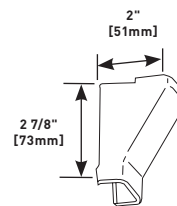
For right angle turns around external corners. Maintains 1 1/4" [32mm] bend radius when installing UTP and fiber optic cable. Also available in white (2918FO-WH).

### 2915FO Radiused Tee



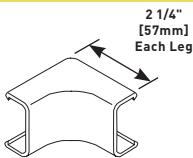
For branching of raceway running at right angles. Maintains 1 1/4" [32mm] bend radius when installing UTP and fiber optic cable. Also available in white (2915FO-WH).

### 2986 Drop Ceiling Connector



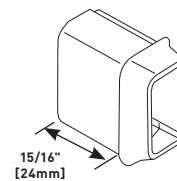
For dropping cables from ceiling into the raceway. Also available in white (2986-WH).

### 2917 Internal Elbow



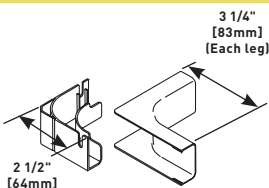
For right angle turns around internal corners. Also available in white (2917-WH).

### 2989 Reducing Connector



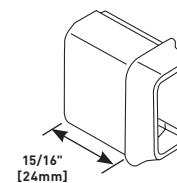
For transitioning from 2900 Series Raceway to 2800 Series Raceway. Also available in white (2989-WH).

### 2917FO Radiused Internal Elbow



For right angle turns around internal corners. Maintains 1 1/4" [32mm] bend radius when installing UTP and fiber optic cable. Also available in white (2917FO-WH).

### 2989A Reducing Connector



For transitioning from 2900 Series Raceway to 2700 Series Raceway. Also available in white (2989A-WH).