


STRAIGHT BLADE RECEPTACLES

Industrial Extra Heavy-Duty Specification Grade Receptacles

5362AI

Industrial EHD Spec Grade Receptacles

- A. .036 inch thick, brass, triple-wipe power contacts** for lasting retention.
 - B. Exclusive patented feature, circuit label on face** allows permanent circuit identification.
 - C. Two drive screws anchor strap** to back body and face where abrupt removal torque is strongest.
 - D. Strap tabs wrap around and lock down on face** to prevent strap from separating from face and back body.
 - E. Exclusive, patented feature, external screw-pressure-plate back wire clamp on ground terminal** for faster, easier installation.
 - F. External screw-pressure-plate back wire clamps with #10 brass terminal screws** for visual assurance of a good connection.
 - G. Auto-ground clip** assures positive ground.
- Heavy-duty, one-piece brass strap** and integral ground for added strength and safety.




5362AI



STRAIGHT BLADE RECEPTACLES

Industrial Extra Heavy-Duty Specification Grade Receptacles 15 & 20A, 125 & 250V



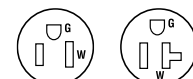
5362AI

Features

- One-piece brass mounting strap with integral ground.
- Strap tabs wrap around and lock down on face to prevent strap from separating from face and back body.
- Two drive screws anchor strap to back body and face.
- Exclusive patented feature, circuit label on face allows permanent circuit identification.
- .036 inch thick, brass, triple-wipe power contacts for lasting retention.
- Easily accessed break-off, line-contact connecting tab for fast, easy split-circuit wiring.
- Impact-resistant nylon face and back body.
- Oversized #10 deep tri-drive head brass terminal and ground screws.
- Exclusive patented feature, external screw-pressure-plate back wire clamp on ground terminal for faster, easier installation.
- External screw-pressure-plate back wire clamps with #10 brass terminal screws for visual assurance of a good connection.
- Line terminals accept #14 – #10 AWG stranded or solid copper clad conductors.
- Auto-ground clip assures positive ground.
- Corrosion-resistant models have nickel-plated straps and contacts.

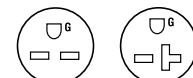
CATALOG NUMBER	RATING		COLOR	NEMA CONFIG. NO.	3rd PARTY COMPLIANCE		
	A.	V.			UL ^{US} 498	FSUL WC596	CSA C22.2 No. 42
DUPEX RECEPTACLES BACK & SIDE WIRE							
5262AI	15	125	Ivory	5-15R	•	•	•
5262AW	15	125	White	5-15R	•	•	•
5262A	15	125	Brown	5-15R	•	•	•
5262AGRY	15	125	Gray	5-15R	•	•	•
5262ABK	15	125	Black	5-15R	•	•	•
5262ARED	15	125	Red	5-15R	•	•	•
5262ALA	15	125	Light Almond	5-15R	•	•	•
5362AI	20	125	Ivory	5-20R	•	•	•
5362AW	20	125	White	5-20R	•	•	•
5362A	20	125	Brown	5-20R	•	•	•
5362AGRY	20	125	Gray	5-20R	•	•	•
5362ABK	20	125	Black	5-20R	•	•	•
5362ARED	20	125	Red	5-20R	•	•	•
5362ALA	20	125	Light Almond	5-20R	•	•	•
5362ABL	20	125	Blue	5-20R	•	•	•
5662AI	15	250	Ivory	6-15R	•	•	•
5662AW	15	250	White	6-15R	•	•	•
5662A	15	250	Brown	6-15R	•	•	•
5662AGRY	15	250	Gray	6-15R	•	•	•
5662ABK	15	250	Black	6-15R	•	•	•
5662ARED	15	250	Red	6-15R	•	•	•
5862AI	20	250	Ivory	6-20R	•	•	•
5862AW	20	250	White	6-20R	•	•	•
5862A	20	250	Brown	6-20R	•	•	•
5862AGRY	20	250	Gray	6-20R	•	•	•
5862ABK	20	250	Black	6-20R	•	•	•
5862ARED	20	250	Red	6-20R	•	•	•
5862ALA	20	250	Light Almond	6-20R	•	•	•
CORROSION-RESISTANT RECEPTACLES BACK & SIDE WIRE							
CR6200	15	125	Yellow	5-15R	•	•	•
CR6200GRY	15	125	Gray	5-15R	•	•	•
CR6300BR	20	125	Brown	5-20R	•	•	•
CR6300	20	125	Yellow	5-20R	•	•	•

2 Pole, 3 Wire



NEMA 5-15R

NEMA 5-20R



NEMA 6-15R

NEMA 6-20R


For Bulk Packaging Solutions consult factory.

All devices listed on this page conform to NEMA WD-1 and WD-6.


DEVICES & WALL PLATES

Color Selection Chart

Devices & Plastic Wall Plate Colors



Ivory Light Almond White Green Antique Brass Dark Bronze Nickel




Black Blue Brown Gray Orange Red

See specific device and wall plate catalog charts for particular color availabilities.

Metal Wall Plates


Metal Finish




Aluminum Brass (Brushed) Polished Brass Stainless Steel Brushed Bronze Chrome

Custom Metal Wall Plates Paint Finish Colors

Paint Color



Orange Green Gray Yellow Glossy Black Brown White



Primer Red Pink Flat Black Ivory Light Almond Blue

To order custom metal wall plates, see Pages P-40 – P-44.

For additional colors consult factory.