


Disconnect Switches

Type MCS (30-200A)—Switches, Fuse and No Fuse Kits


Selection

Features


- 30, 60, 100 and 200 Ampere Switches
- UL Recognized and CSA Certified
- Simple Mounting — with an integral switch and over center mechanism
- Meets UL98 standards for branch and service entrance applications
- Compact Size
- Visible Blade Contacts
- Rugged Construction — with a short circuit current rating of 200,000 amps at 600V maximum AC, when fused with class R or class J fuses
- Available with three operator handle options, allowing flexible placement of switch
- Field Installable Auxiliary Contacts
- Flexible Fuse Class Configurations



Type MCS Disconnect Switch with Max-Flex™ handle operator



Type MCS Disconnect Switch with fixed-depth, flange-mounted handle



Type MCS Disconnect Switch with rotary handle

Ordering Information

- Select the basic switch size you need (30, 60, 100 or 200 ampere).
- Check the switch selected against the maximum horsepower rating required for your application. "L" or "R" suffix on switch catalog numbers denotes left or right-handed mechanism drive.
- Choose either fuse or no fuse kit from chart below.
- Check "Minimum Dimensions" on page 11/88 for installation space requirements.
- Select from the list of handle operators, the type which best suits your application. Handle operators can be selected from the next page.

Basic Switches

Switch Ampere Rating	Maximum Voltage Rating	Catalog Number Right Hand	Catalog Number Left Hand	Maximum Horsepower Rating, 3 Phase						250 Volts DC (max)	List Price \$
				240 Volts AC		480 Volts AC		600 Volts AC			
				Standard Fuse	Time Delay Fuse	Standard Fuse	Time Delay Fuse	Standard Fuse	Time Delay Fuse		
30	600	MCS603R	MCS603L	3	7½	5	15	7½	20	5	
60	600	MCS606R	MCS606L	7½	15	15	30	15	50	10	
100	600	MCS610R	MCS610L▲	15	30	25	60	30	75	20	
200	600	MCS620R	MCS620L▲	25	60	50	125	60	150	40	

Fuse And No Fuse Kits (Includes load base plus line and load fuse clips)①

Basic Switch Ampere Rating	Switch Catalog Number	Kit Description	No Fuse Kits				For Class H		For Class J		For Class R		Lug Wire Size
			Standard		Cu Only②		Catalog Number ①	List Price \$	Catalog Number ①	List Price \$	Catalog Number ①	List Price \$	
			Catalog Number	List Price \$	Catalog Number	List Price \$							
30	MCS603R or MCS603L	No Fuse	TMK606		—	—	—	—	—	—	—	#14 to #4 AWG Cu/Al	
		30A, 250V	—	—	—	FCK203▲	—	—	FCRK203	—	—		
		30A, 600V	—	—	—	FCK206	—	—	FCRK206	—	—		
		60A, 250V	—	—	—	FCK206	—	—	FCRK206	—	—		
60	MCS606R or MCS606L	No Fuse	TMK606		—	—	—	—	—	—	—	#14 to #4 AWG Cu/Al	
		60A, 250V	—	—	—	FCK206	—	—	FCRK206	—	—		
		60A, 600V	—	—	—	FCK606	—	—	FCRK606	—	—		
		100A, 250V	—	—	—	OFCK661▲	—	—	OFCK661▲	—	—		
100	MCS610R or MCS610L	No Fuse	TMK610		TMK610C	—	—	—	—	—	—	#14 to #2/0 AWG Cu/Al	
		100A, 250V	—	—	—	FCK610	—	—	FCK610	—	—		
		100A, 600V	—	—	—	FCK610	—	—	FCK610	—	—		
		200A, 250V	—	—	—	OFCK620	—	—	OFCK620	—	—		
200	MCS620R or MCS620L	No Fuse	TMK620		TMK620C▲	—	—	—	—	—	—	#6 to 300 kcmil Cu/Al	
		200A, 250V	—	—	—	FCK620	—	—	FCK620	—	—		
		200A, 600V	—	—	—	FCK620	—	—	FCK620	—	—		
		400A, 250V	—	—	—	—	—	—	—	—	—		

▲ Built to order. Allow 6–8 weeks for delivery.

① For "copper only" connectors, order as follows:

Fusible—order standard switch, standard fuse kit and copper only no fuse kit.

Non-Fusible—order standard switch and copper only no fuse kit.

② Includes both line and load lugs.

③ For Class R fuses order Class H kit from this table and the Class R conversion kit from the next page.

Discount Schedule F