

Technical Specifications

Applications:

- FS device boxes are installed in applications that require a rugged unit to accept wiring devices, switches, electronic components and terminal blocks.
- FS device boxes provide spacious accessible wiring chambers that are a convenient location to maintain or change a system; pull conductors; make splices or branch conduits.
- FS device boxes, when used with an appropriate cover, provide a raintight installation.
- Both weatherproof and dry location covers are available.

Features/Benefits:

- FS device boxes are sand casted or die casted using copper free (less than .004 copper content) aluminum alloys.
- FS device boxes incorporate external hub design that provides maximum wiring capacity.
- FS device boxes have precision molded NPT threaded hubs allowing trouble-free field installation of rigid conduit.
- FS device boxes are available in 1-7/8" and 2-5/8" depth.
- Carlon® non-metallic weatherproof FS covers are UV resistant, flame retardant and non-corrosive.

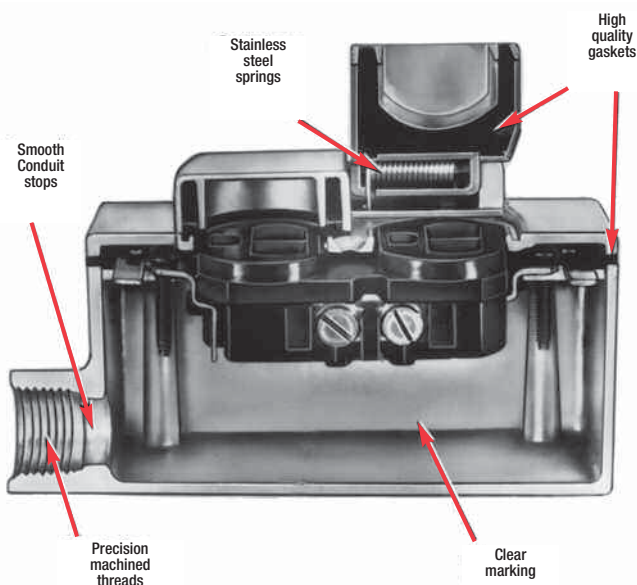
Standard Materials:


- CIFS and CIFSU device boxes: sand cast, copper free aluminum (less than .004 copper content).
- CIFSU: die cast, copper free aluminum (less than .004 copper content).
- FS covers: die cast aluminum, sand cast aluminum or non-metallic.

Compliances:

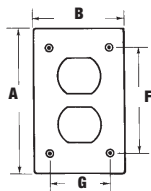
Compliances as noted on each page of the catalogue include:

- CSA Certified
- UL Listed
- cULus Listed

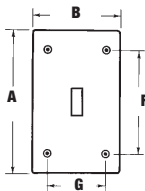




CDR



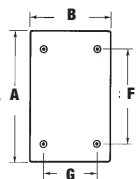
CTS



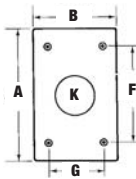
Cat. No.	Description	A	B	F	G	K
Single Gang (Cast Aluminum)						
CDR	One duplex receptacle – box mount	4-9/16	2-13/16	3-1/4	1-7/8	–
CTS	One switch receptacle – box mount					



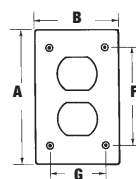
CIFS-4



CIFS-7 / CIFS-5



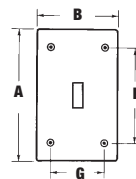
CIFS-6



CIFS-9



CIFS-9-HV

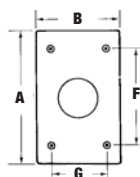


Cat. No.	Description	A	B	F	G	K
Single Gang FS Covers* (Stamped Aluminum)						
CIFS-4*	Blank – Single gang – box mount	4-9/16	2-13/16	3-1/4	1-7/8	–
CIFS-5*	15A single receptacle – box mount					1-13/16
CIFS-6*	One duplex receptacle – box mount					–
CIFS-7*	20A single locking receptacle – box mount					1-19/32
CIFS-9*	One toggle switch – box mount					–
CIFS-9-HV*	One toggle switch (347 Volt) – box mount					–

* CIFS Covers are CSA approved only



CRL



Cat. No.	Description	Nominal Size	Max. Device Face Dia.	A	B	F	G
Single Gang (Cast Aluminum)							
CRL	Single receptacle – box mount	1-9/16	1.600	4-9/16	2-13/16	3-1/4	1-7/8
CRS		1-3/8	1.395				

Dry-Tite® covers are approved for dry locations only

