

Pushbutton Units and Indicator Lights

Class 50 Standard Duty Pushbutton Stations

General

Features

- Snap In Legend Inserts
- Flush and Surface Mounted Types
- Convertible Selector
- Double Break Contacts
- Dual Voltage Pilot Light with Snap In Lens
- Conversion Kits
- UL Listed File #E22655
- CSA Certified File #LR6535

Application

Standard duty control stations are used with magnetic controllers to control the starting, stopping, reversing or speed of applicable motors.

Stations are assembled of one, two or three push button, selector switch or pilot light units in a variety of combinations to provide compact control units for remote control of magnetic starters and contactors.

Station enclosures are available in Type 1 surface mounted, 1B flush plate mounted and 4 watertight.

Features

Type 1 surface mounted bases are constructed of 14 gauge sheet steel, primed and finished in baked gray enamel. The base is predrilled to receive a variety of contact blocks, pilot lights and accessory devices. Covers are of 20 gauge sheet steel, wrap-around construction, primed and finished in baked gray enamel. Siemens Type 4 watertight heavy duty push button stations are supplied with a provision to padlock the stop button in the depressed position. Enclosures are predrilled and tapped for 3/4" conduit.

Contact blocks have double break, fine silver contacts with a NEMA B600 rating. Type 4 stations have a NEMA A600 rating.

The pilot light assembly is dual voltage with clearly marked pressure type terminals for 120 volt or 240 volt connection.

The lens of the pilot light snaps into the cover and is available in both red and green.

Push buttons are equipped with an operator into which a selected legend insert is snapped. Legend inserts are molded thermoplastic and come in a wide variety of legends and colors.

The selector switch operator can be instantly set for two or three positions at any time.

Mushroom Head

50ZMH mounts on any standard push button operator. The Mushroom Head is red molded thermoplastic, 1 1/2" in diameter, and provides a large operator for emergency stop or similar applications.

Mechanical Interlock

50ZAM is a base mounted zinc plate, dichromate dipped, steel assembly. When mounted in conjunction with Duplex Contact Block 50ZAC3 (one NO and one NO) the interlock prevents one contact from being closed while the other contact is closed.

Padlock Attachment Kit

50ZAL can be mounted to any Type 1 surface mounted station by the lower screw which fastens the cover to the station base. Made of heavy steel, chrome plated, the attachment provides for the padlocking of a push button in the depressed position or a selector switch in any position. When used with a push button operator, raised Legend Insert D53493003 (Red Stop) must be used.

Electrical Ratings

NEMA AC Ratings 50/60Hz

Nema B600 5 Continuous Amps

Volts	Make	Break
120	30	3
240	15	1.5
480	7.5	0.75
600	6	0.6
VA	3600	360

Ordering Information

- Legend Inserts [see page 17-307](#).
- Accessories [see page 17-307](#).



**2 Push Buttons
Surface Mounting, NEMA 1**



**2 Push Buttons
Flush Mounting, NEMA 1B**



**1 Push Button
Surface Mounting**



**1 Selector Switch
Flush Mounting**



**2 Push Buttons
1 Selector Switch**








**1 Pilot Light
2 Push Buttons**

Pushbutton Units and Indicator Lights

30mm Water, Oil Tight & Corrosion Resistant – Class 52

Accessories and spare parts

Selection and ordering data

Version	Suitable for	Color	Order no.
 Flush actuator lens cap	For flush type, non-illuminated pushbuttons bag of 20 caps	black red green yellow blue gray orange kit- all colors	52RA1A1 52RA1A2 52RA1A3 52RA1A4 52RA1A5 52RA1A6 52RA1A8 52RA1AN
 Extended actuator lens cap	For extended type, non-illuminated pushbuttons bag of 20 caps	black red green yellow blue gray orange 1 of each color cap	52RA1B1 52RA1B2 52RA1B3 52RA1B4 52RA1B5 52RA1B6 52RA1B8 52RA1BN
 Mushroom head cap - Plastic set-screw type replacement caps are for discontinued 52PB9 and 52PX9 operators only	For large 2 1/2" (63.5mm) type, set screw non-illuminated mushroom pushbuttons	black red green yellow blue gray orange 1 kit of each color cap	52RB3E1 52RB3E2 52RB3E3 52RB3E4 52RB3E5 52RB3E6 52RB3E8 52RB3EN
	For small 1 5/8" (41.3mm) type, non-illuminated mushroom pushbuttons	black red green yellow blue gray orange 1 of each color cap	52RB3D1 52RB3D2 52RB3D3 52RB3D4 52RB3D5 52RB3D6 52RB3D8 52RB3DN
 Mushroom head cap - Metal set-screw type	For small 1 5/8" (41.3mm) type, set screw non-illuminated mushroom pushbuttons	chrome red green	52RB3FC 52RB3F2 52RB3F3
 Replacement Lens for Indicator Lights	For catalog numbers starting with 52PL or 52BL ^{①②}	Plastic	red green blue amber clear white 1 of each color
		Glass	red green blue amber clear white 1 of each color
 Replacement Lens for Push to Test/Illuminated Pushbuttons	For catalog numbers starting with 52PT or 52BT ^③	Plastic	red green blue amber clear white

① To order replacement lens for indicator lights starting with 52PA, 52PE, or 52PX, change the 6th digit to P for plastic and G for glass.

② It is possible to retrofit catalog numbers starting with 52PA, 52PE and 52PX with the replacement lens. The new lens have concentric ribs for improved light distribution.

③ To order replacement lens for push to test / illuminated pushbuttons starting with 52PA, 52PE, or 52PX, change the 6th digit to a P.