










## Device Boxes – Available Models

### Technical Specifications

		Gangable														Non-Gangable						
Depth		1 1/2	2	2	2	2 1/4	2 1/2	2 1/2	2 1/2	2 1/2	2 1/2	2 1/2	3	3	3	2 1/4	2 1/2	2 1/2	2 1/2	2 3/4	2 1/2	
Cu. in.		8.0	10.0	10.0	12.0	10.0	12.5	12.5	14.5	12.5	12.5	16.0	18.0	15.0	18.0	18.0	11.0	12.5	14.5	15.0	18.5	25.0
Series # BC/CI		1100	1102	425	3102	775	525	1104	1304	4104	4304	3104	1804	1004	1018	3004	777	2104	2304	1504	2004	4204
Conduit Knockouts	Basic Model		✓	✓				✓						✓								
	B							✓														
	K							✓														
	KSSX											✓										✓
	KSS1X-1											✓										
	LE							✓														
	SB		✓					✓														
	SSX				✓								✓									
Nonmetallic Sheathed Cable Clamps (Loomex, NMD90)	L	✓	✓	✓		✓	✓	✓		✓				✓								
	LB							✓						✓								
	LD					✓																
	LH	✓										✓	✓	✓		✓					✓	
	LHT							✓														
	LHTQ								✓				✓			✓			✓			
	LLE	✓																✓		✓		
	LHTQ-2/LLE-2																		✓			
	LHTQ-3/LLE-3																		✓			
	LHTQ-4/LLE-4																		✓			
	LMS								✓											✓		
	LN																		✓			
	LRB																✓					
	LRE	✓																				
	LRW								✓													
	LSSX											✓	✓				✓		✓			✓
	LSS2X																		✓			
	LSS3X																		✓			
LSSX-1																✓						
LSS1X-1																		✓				
LSS2X-1																		✓				
Armoured Cable Clamps (BX, AC90)	LX																	✓			✓	
	LA							✓		✓												
	LBA							✓														
	LHA							✓				✓	✓	✓							✓	
	LLEA																		✓			
	LLEA-2																		✓			
	LMSA								✓													
	LSBA								✓													
	LSSAX				✓							✓	✓						✓		✓	✓
	LSSA-2X																		✓			
	LSSA-3X																		✓			
	LSSAX-1																✓					✓
	LSSA1X-1											✓										

## Device Boxes

### Armoured and Nonmetallic Sheathed Cable Clamps

		
<b>CI2104-LSSA1X-1</b> "Wraparound" bracket for 2-1/2 in. and 3-5/8 in. steel studs. With integral support bracket. Brackets positioned for 2 layers of 1/2 in. drywall.	<b>CI2104-LSSA2X-1</b> "Wraparound" bracket for 2-1/2 in. and 3-5/8 in. steel studs. With integral support bracket. Brackets positioned for 2 layers of 1/2 in. drywall.	<b>CI2104-LSSX</b> "Wraparound" bracket for 2-1/2 in. and 3-5/8 in. steel studs. With integral support bracket.
		
<b>CI2104-LSS1X-1</b> "Wraparound" bracket for 2-1/2 in. and 3-5/8 in. steel studs. With integral support bracket. Brackets positioned for 2 layers of 1/2 in. drywall.	<b>CI2104-LSS2X-1</b> "Wraparound" bracket for 2-1/2 in. and 3-5/8 in. steel studs. With integral support bracket. Brackets positioned for 2 layers of 1/2 in. drywall.	<b>CI-2104-LSS-2X</b> "Wraparound" bracket for 2-1/2 in. and 3-5/8 in. steel studs. With integral support bracket.
		
<b>CI2104-LSS3X-1</b> "Wraparound" brackets for 2-1/2 in. and 3-5/8 in. steel studs. With integral support bracket. Brackets positioned for 2 layers of 1/2 in. drywall.	<b>CI-2104-LSS-3X</b> "Wraparound" brackets for 2-1/2 in. and 3-5/8 in. steel studs. With integral support bracket.	<b>BC1504-LLE</b> Holding prongs and prepositioned depth tabs on one side.



Cat. No.	Width (in.)	Volume (Cu. in.)	Features		Pryouts ends
			Ears	Bracket	
<b>2-1/2 in. Deep — Non-Gangable — 3 in. High</b>					
CI2104-LSSA1X-1	2	12.5	-	"SSX"	4
CI2104-LSSA2X-1	3-3/4	25.0	-	"SSX"	8
CI2104-LSSX	2	12.5	-	"SSX"	4
CI2104-LSS1X-1	2	12.5	-	"SSX"	4
CI2104-LSS2X-1	3-3/4	25.0	-	"SSX"	8
CI-2104-LSS-2X	3-3/4	25.0	-	"SSX"	8
CI2104-LSS3X-1	5-1/2	37.5	-	"SSX"	12
CI-2104-LSS-3X	5-1/2	37.5	-	"SSX"	12
CI2104-LSS-4X	7-3/8	50.0	-	"SSX"	16
<b>2-1/2 in. Deep — Non-Gangable — 3 in. High</b>					
BC1504-LLE	2-1/4	15.0	-	P. Tabs	4