



STRAIGHT BLADE RECEPTACLES

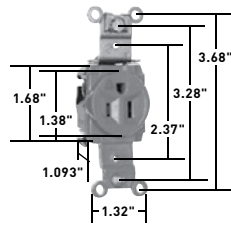
Isolated Ground Receptacles 2 Pole, 3 Wire Grounding 15 & 20A, 125V & 250V



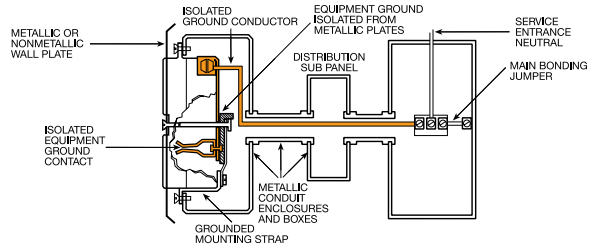
IG8300



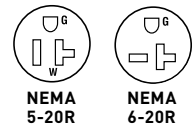
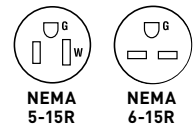
IG2626GRY



IG5261



CATALOG NUMBER		RATING		COLOR	NEMA CONFIG. NO.	3rd PARTY COMPLIANCE		
SPEC GRADE	HOSPITAL GRADE	A.	V.			UL UL498	FSUL WC596	CSA C22.2 No. 42
DUPLIX RECEPTACLES BACK & SIDE WIRE								
IG5262I	IG8200I	15	125	Ivory	5-15R	•	•	•
IG5262W		15	125	White	5-15R	•	•	•
IG5262	IG8200	15	125	Orange	5-15R	•	•	•
IG5262GRY		15	125	Gray	5-15R	•	•	•
IG5262RED	IG8200RED	15	125	Red	5-15R	•	•	•
IG5262LA		15	125	Light Almond	5-15R	•	•	•
IG5362I	IG8300I	20	125	Ivory	5-20R	•	•	•
IG5362W	IG8300W	20	125	White	5-20R	•	•	•
IG5362	IG8300	20	125	Orange	5-20R	•	•	•
IG5362GRY		20	125	Gray	5-20R	•	•	•
IG5362BK		20	125	Black	5-20R	•	•	•
IG5362RED	IG8300RED	20	125	Red	5-20R	•	•	•
IG5362LA	IG8300LA	20	125	Light Almond	5-20R	•	•	•
IG5362BL	IG8300BL	20	125	Blue	5-20R	•	•	•
IG5662		15	250	Orange	6-15R	•	•	•
IG5862	IG8800	20	250	Orange	6-20R	•	•	•
	IG8800LA	20	250	Light Almond	6-20R	•	•	•
DECORATOR DUPLIX RECEPTACLES BACK & SIDE WIRE								
IG26262I		15	125	Ivory	5-15R	•	•	•
IG26262W	IG26262HGW	15	125	White	5-15R	•	•	•
IG26262	IG26262HG	15	125	Orange	5-15R	•	•	•
IG26262GRY		15	125	Gray	5-15R	•	•	•
IG26262BK		15	125	Black	5-15R	•	•	•
IG26262RED	IG26262HGRED	15	125	Red	5-15R	•	•	•
IG26262LA		15	125	Light Almond	5-15R	•	•	•
IG26362I		20	125	Ivory	5-20R	•	•	•
IG26362W	IG26362HGW	20	125	White	5-20R	•	•	•
IG26362	IG26362HG	20	125	Orange	5-20R	•	•	•
IG26362GRY		20	125	Gray	5-20R	•	•	•
IG26362BK	IG26362HGBK	20	125	Black	5-20R	•	•	•
IG26362RED	IG26362HGRED	20	125	Red	5-20R	•	•	•
IG26362LA		20	125	Light Almond	5-20R	•	•	•
SINGLE RECEPTACLES BACK & SIDE WIRE								
IG5261		15	125	Orange	5-15R	•	•	•
IG5361	IG8301	20	125	Orange	5-20R	•	•	•



For Wall Plates for Isolated Ground Systems, consult Wall Plates Section P.


For Bulk Packaging Solutions consult factory.

All devices listed on this page conform to NEMA WD-1 and WD-6.


DEVICES & WALL PLATES

Color Selection Chart

Devices & Plastic Wall Plate Colors



Ivory Light Almond White Green Antique Brass Dark Bronze Nickel




Black Blue Brown Gray Orange Red

See specific device and wall plate catalog charts for particular color availabilities.

Metal Wall Plates

Metal Finish



Aluminum Brass (Brushed) Polished Brass Stainless Steel Brushed Bronze Chrome

Custom Metal Wall Plates Paint Finish Colors

Paint Color



Orange Green Gray Yellow Glossy Black Brown White



Primer Red Pink Flat Black Ivory Light Almond Blue

To order custom metal wall plates, see Pages P-40 - P-44.

For additional colors consult factory.