

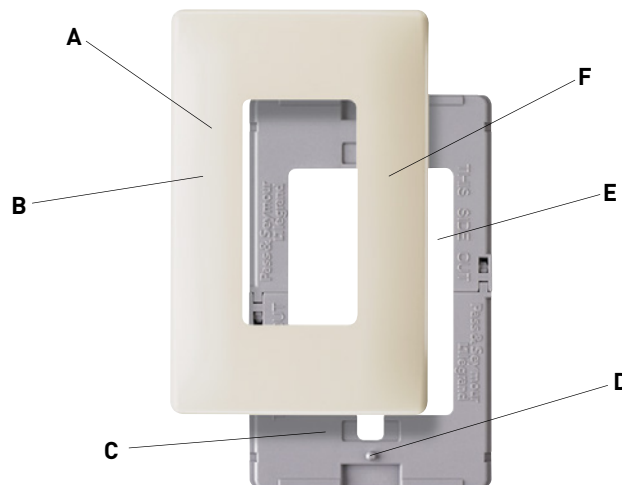
WALL PLATES & SPECIALTIES



SWP26LA

Screwless Polycarbonate Wall Plates

- A. Molded of rugged .065" thick polycarbonate.**
- B. Seamless, sleek, super smooth construction** provides no dirt-catching channel around plate's perimeter.
- C. Two-piece plastic subplate** bridges recessed boxes and uneven sheet rock. Fixes floating installations.
- D. Automatic alignment pins** ensure that devices are properly positioned so that wall plates fit perfectly.
- E. Oversized opening** to accommodate all NEMA 26 decorator-style openings.
- F. An extra 1/8" width and height than standard size wall plates** for more tolerance in covering ragged sheet rock openings.



SWP26LA

WALL PLATES

Specifications



**Thermoset
SP Series**



**Nylon
TP Series**




**Screwless
Polycarbonate
SWP Series**



**302/304
Stainless
Steel**



**Polished
Brass**



**Brushed
Brass**



Aluminum

Application

Legrand's broad line of Pass & Seymour® Standard Size Plastic and Metal Wall Plates features the most complete range of types, sizes, colors, and finishes available. Choose from more than 1,900 standard plates in non-combustible thermoset plastic material, self-extinguishing nylon material, screwless polycarbonate material, or attractively finished metal, for residential, commercial, institutional, and industrial applications. All plastic wall plates color match to Pass & Seymour devices.

Thermoset Plastic Wall Plates

- Molded of non-combustible mar-proof material.
- Available in "SP" series in Standard, Junior-Jumbo, and Jumbo sizes.
- Seven standard colors available – Ivory, White, Brown, Gray, Black, Red, and Light Almond.
- Individually wrapped with color-matching screws.
- Resistant to discoloration, grease, oil, solvent and moisture.
- Nominal thickness, .070"

TradeMaster® Thermoplastic Wall Plates

- Molded of rugged, practically indestructible self-extinguishing nylon. ("TP" series only)
- Available in "TP" series, extra 3/16" width and height than Standard size plates; and "TPJ" series, extra 3/16" width and height than Junior-Jumbo size plates.
- Available in Ivory, White, Brown, Gray, Black, Blue, Orange, Red, and Light Almond.
- Preferred for hospital, industrial, institutional, and other high-abuse applications.
- Nominal thickness, .070"

Screwless Polycarbonate Wall Plates

- Molded of .065" thick polycarbonate, matte finish.
- 2-piece plastic subplate made of polycarbonate.
- Extra 1/8" width and height than Standard size plates.
- Available in Ivory, White, Brown, Gray, Black, and Light Almond; and three metallic finishes.

Metal Wall Plates

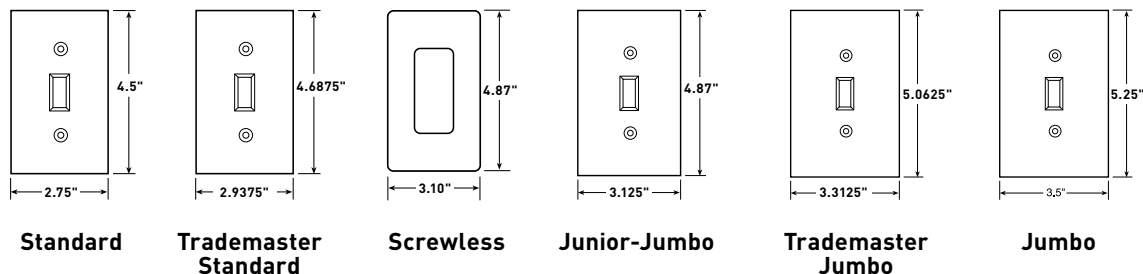
- Constructed of corrosion-resistant stainless steel, brass, aluminum, chrome, brushed bronze or galvanized steel.
- Standard, Jumbo, and Tandem size plates available, as well as special Panel size plates up to 5-gangs high and 10-gangs wide.
- Packaged in protective film, with finish-matching screws.
- Variety of special plated finishes. Paintable to match plastic plates.
- Can be silk-screened or engraved, and custom punched with over 300 opening styles.

Materials

- Type 302/304 Stainless Steel, non-magnetic, .032" nominal thickness, brushed finish. This alloy contains 18% chromium and 8% nickel for superior resistance to corrosion. Recommended for use in food processing plants, dairies, chemical plants, and other industrial, institutional, and commercial applications where corrosive atmospheres exist.
- Type 430 Stainless Steel, magnetic, .032" nominal thickness, brushed finish. Less corrosion-resistant than Type 302/304, but ideal for general service in high abuse applications in industrial plants, commercial, and institutional buildings.
- Chrome, Brushed and Polished Brass, .040" thick. 70% copper, 30% zinc alloy gives warm, appealing finish to modern decor as well as retrofit applications. Lacquered to prevent corrosion.
- Aluminum, .040" thick. Lustrous satin finish. Lacquered to prevent corrosion.
- Galvanized Steel. Used only for Handy Box Plates.
- Brushed Bronze, .040" thick. 90% copper, 10% zinc. Lacquered to prevent corrosion.

WALL PLATES

Dimensions



Standard Size Wall Plates

- Standard size wall plates for all applications.
- Best fit for surface mount boxes.
- Available in plastic and metal only.

Dimensions

1 gang	2.75" x 4.5"
2 gang	4.56" x 4.5"
3 gang	6.375" x 4.5"
4 gang	8.125" x 4.5"
5 gang	10" x 4.5"
6 gang	11.812" x 4.5"
7 gang	13.62" x 4.5"
8 gang	15.44" x 4.5"

TradeMaster® Wall Plates

- Extra 3/16" width and height than Standard size wall plates.
- Provide better sheet rock coverage with standard size appearance.
- Available in unbreakable nylon 6 construction only.
- Screws pre-installed in the duplex, toggle and decorator single gang plates.

Dimensions

1 gang	2.9375" x 4.6875"
2 gang	4.75" x 4.6875"
3 gang	6.563" x 4.6875"
4 gang	8.375" x 4.6875"
5 gang	10.188" x 4.6875"
6 gang	12" x 4.6875"

Screwless Polycarbonate Wall Plates

- Available in decorator openings.
- Extra 1/8" width and height than Standard size wall plates.
- Provide better sheet rock coverage with standard size appearance.
- Molded of .065" thick polycarbonate.
- 2-piece plastic subplate made of polycarbonate.
- Available in 3 metallic finishes and 6 standard colors.

Wall Plate Dimensions

1 gang	3.10" x 4.87"
2 gang	4.912" x 4.87"
3 gang	6.724" x 4.87"
4 gang	8.536" x 4.87"

Subplate Dimensions

1 gang	2.85" x 4.62"
2 gang	4.662" x 4.62"
3 gang	6.474" x 4.62"
4 gang	8.286" x 4.62"

Junior-Jumbo Wall Plates

- Extra 3/8" width and height than Standard size wall plates.
- Additional coverage for sheet rock gaps.
- Available in plastic and metal only.

Dimensions

1 gang	3.125" x 4.87"
2 gang	4.93" x 4.87"
3 gang	6.75" x 4.87"
4 gang	8.56" x 4.87"

TradeMaster® Jumbo Wall Plates

- Extra 3/16" width and height than Junior-Jumbo size wall plates.
- Provide additional coverage for sheet rock gaps, matching the appearance of the TradeMaster Plates.
- Available in unbreakable nylon 6 construction only.
- Screws pre-installed in the duplex, toggle, and decorator single gang plates.

Dimensions

1 gang	3.3125" x 5.0625"
2 gang	5.125" x 5.0625"
3 gang	6.9375" x 5.0625"
4 gang	8.75" x 5.0625"

Jumbo Wall Plates

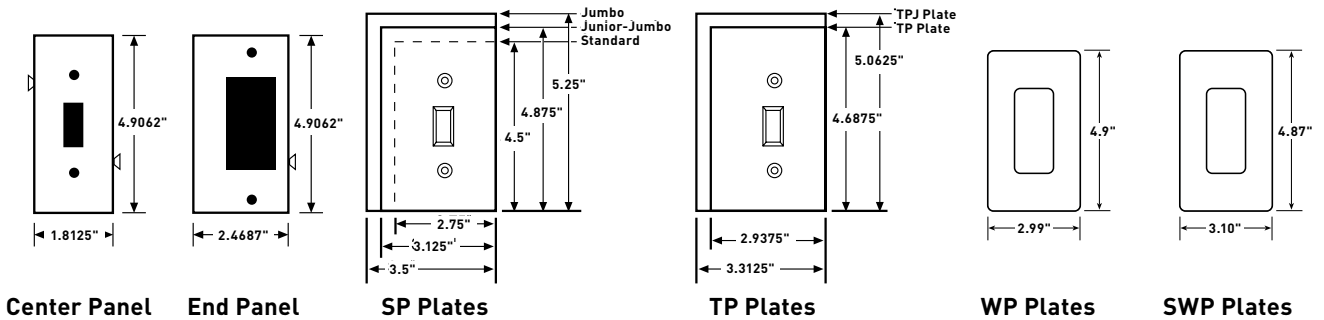
- Extra 3/4" width and height than Standard size wall plates.
- Largest size wall plates to cover larger wall damage.
- Available in plastic and metal only.

Dimensions

1 gang	3.5" x 5.25"
2 gang	5.31" x 5.25"
3 gang	7.12" x 5.25"
4 gang	8.93" x 5.25"

WALL PLATES

Dimensions

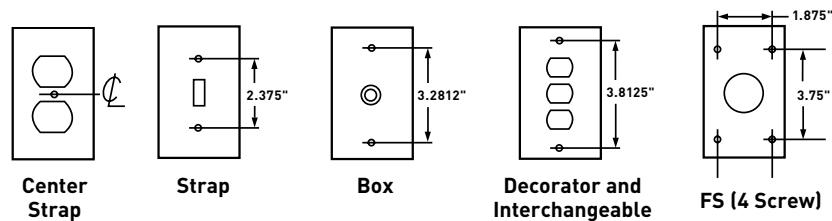


Sectional Wall Plates

End and center panels with each of five most-used configurations make it possible to improvise custom wall plates on the job. Panels lock securely together on installation. Blank sections furnished with mounting strap.

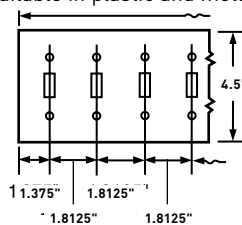
Wall Plate Mountings

Illustrated are the five standard methods of plate mounting. There are many other non-standard methods which depend upon the special device used. Exact mounting hole specifications for every device appear in the Selector Guide.

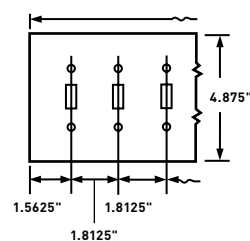


Wall Plate Sizes

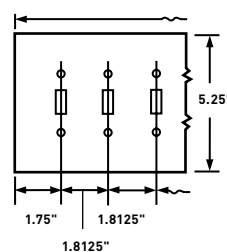
Standard Size
Available in plastic and metal



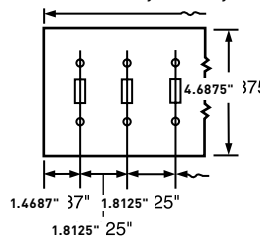
Junior-Jumbo



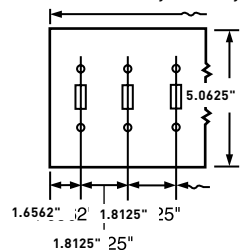
Jumbo



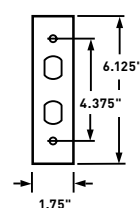
TradeMaster® Size
Available in nylon only



TradeMaster Jumbo
Available in nylon only

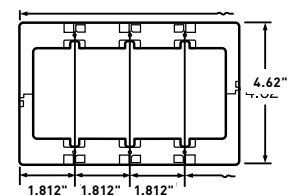


Tandem Wall Plates



Metal only.
Plate mounting dimensions are non-standard. Refer to Page P-26 for details and devices that can be used.









Screwless Wall Plate Plastic Subplate



For Screwless (SWP) Wall Plate dimensions refer to Page P-4.

WALL PLATES

Combination Openings Standard Size Plastic & Metal

		NYLON	THERMOSET	METAL		
DESCRIPTION	COLOR	TRADEMASTER® PLATES	SMOOTH	MATERIAL	SMOOTH	
TOGGLE SWITCH & DUPLEX RECEPTACLE OPENINGS						
Two Gang 1 Toggle, 1 Duplex 	Ivory	TP18I	SP18I	Brass Polished Brass	SB18	
	White	TP18W	SP18W		SB18PB	
	Brown	TP18	SP18			
	Gray	TP18GRY	SP18GRY	302/304 S/S	SS18	
	Black	TP18BK				
	Red	TP18RED				
	Light Almond	TP18LA	SP18LA			
Three Gang 2 Toggles, 1 Duplex 	Ivory	TP28I	SP28I	Brass Polished Brass	SB28	
	White	TP28W	SP28W		SB28PB	
	Brown	TP28	SP28			
	Gray	TP28GRY	SP28GRY	302/304 S/S	SS28	
	Black	TP28BK				
	Red	TP28RED				
	Light Almond	TP28LA	SP28LA			
Four Gang 3 Toggles, 1 Duplex 	Ivory		SP38I	Polished Brass	SS38PB	
	White		SP38W	302/304 S/S	SS38	
	Brown		SP38		SS38.5	
	Gray		SP38GRY			
	Light Almond		SP38LA			
Five Gang 4 Toggles, 1 Duplex 				302/304 S/S 302/304 S/S Painted Ivory 302/304 S/S Painted White	SS48 SS48I SS48W	
	TOGGLE SWITCH & DECORATOR OPENINGS					
	Two Gang 1 Toggle, 1 Decorator 	Ivory	TP126I	SP126I	Aluminum Brass Polished Brass	SA126
		White	TP126W	SP126W		SB126
Brown		TP126	SP126	SB126PB		
Gray		TP126GRY	SP126GRY	302/304 S/S	SS126	
Black		TP126BK	SP126BK			
Light Almond		TP126LA	SP126LA			
Three Gang 2 Toggles, 1 Decorator 	Ivory	TP226I	SP226I	302/304 S/S	SS226	
	White	TP226W	SP226W			
	Brown	TP226	SP226			
	Gray	TP226GRY	SP226GRY	302/304 S/S	SS226	
	Light Almond	TP226LA	SP226LA			
	Black	TP226BK				
Three Gang 1 Toggle, 2 Decorator 	Ivory		SP1262I	302/304 S/S	SS1262	
	White		SP1262W			
	Brown		SP1262			
	Gray		SP1262GRY			
	Black		SP1262BK			
	Light Almond		SP1262LA			
Four Gang 3 Toggles, 1 Decorator 	Ivory		SP326I	302/304 S/S	SS326	
	White		SP326W			
	Brown		SP326			
	Gray		SP326GRY			
	Light Almond		SP326LA			

WALL PLATES

Custom Metal Wall Plates Special Configurations


Chart B: Paint Finish Selection

These charts are for Custom Metal Wall Plates ONLY.


For Devices & Wall Plates Color Selection Charts, see Pages A-29, B-87 and P-58.



PAINT COLOR	Orange	Green	Gray	Yellow
PAINT SUFFIX	ORG	GRN	GRY	YFI



PAINT COLOR	Glossy Black	Brown	White	Primer	Red
PAINT SUFFIX	GBK	BRO	WHT	PRI	RED



PAINT COLOR	Pink	Flat Black	Ivory	Light Almond	Blue
PAINT SUFFIX	PNK	FBK	IVY	LTA	MBL

Only available on Stainless Steel and Aluminum Plate Material. Colors may vary slightly.
All Paint Finishes are gloss, except primer and flat black.

Chart C: Metal Finish Selection



METAL FINISH	Polished Brass US #3	Bright Chromium US #26	Brushed Copper	Brushed Bronze US #10	Brushed Brass Standard Finish
FINISH SUFFIX	PB*	CH	BC	BZ	BB

*Order with Brass Plate Material Prefix Only.

For additional colors consult factory.