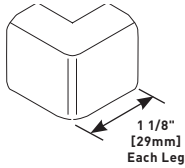


UNIDUCT® 2800 & 2900 SERIES RACEWAYS

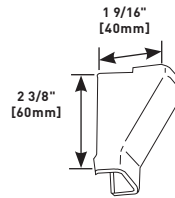
Ordering Information

2818 External Elbow



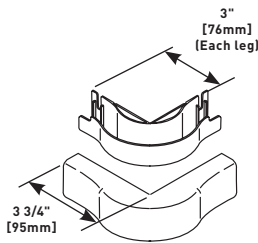
Makes right angle turns around external corners. Also available in white (2818-WH).

2886 Drop Ceiling Connector



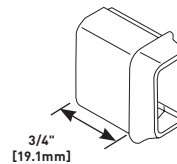
Conceals dropped cables from ceiling into 2800 Series Raceway. Also available in white (2886-WH).

2818FO Radiused External Elbow



Makes right angle turns around external corners of 2800 Series Raceway. Maintains 1 1/4" [32mm] cable bend radius when installing UTP and fiber optic cable. Also available in white (2818FO-WH).

2889 Reducing Connector (2800 – 2700)

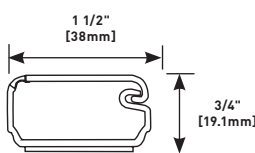


For transitioning from 2800 Series Raceway to 2700 Series Raceway. Also available in white (2889-WH).

NOTE: Device Boxes for Uniduct 2700 Series Raceway can be found on pages located at the end of this product section.

Uniduct® 2900 Series Raceway Ordering Information

2900, 2900L8 One-Piece Latching Raceway



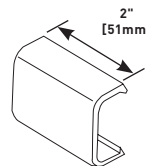
Co-extruded design, smooth plastic finish with adhesive backing. Available in 6' [1.8m] length, packed 120' [36.6m] per carton. 2900L8 available in 8' [2.44m] length, packed 160' [48.8m] per carton. Also available in white (2900-WH, 2900L8-WH).

PVC-1 PVC Raceway Cutter



Regular duty cutter. Ideal for use with small nonmetallic raceways.

2906 Cover Clip



For covering joint where two pieces of 2900 Series Raceway Cover come together. Also available in white (2906-WH).

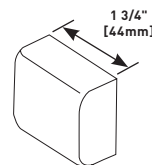
Uniduct® 2900 Series Raceway Wire Fill Capacities for Communications

	CABLE/WIRE SIZE	O.D. (Approx. Dia.)		40% FILL
		Inches	[]	
UNSHIELDED TWISTED PAIR	4-pair, 24 AWG, Cat 3	0.190	[4.8]	12
	4-pair, 24 AWG, Cat 5e	0.210	[5.3]	10
	4-pair, 24 AWG, Cat 6	0.250	[6.3]	7
	4-pair, 24 AWG, Cat 6a*	0.354	[8.9]	3
	25-pair, 24 AWG	0.410	[10.4]	2
COAXIAL	RG6/U	0.270	[6.9]	6
FIBER	ZipCord	0.118 x 0.236	[3 x 6]	12
	Round 4 Strand Fiber	0.187	[4.8]	12
	Round 6 Strand Fiber	0.256	[6.5]	6

NOTE: For additional information, refer to the Technical Section.

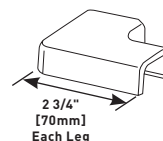
* Category 6 augmented (6a) cable for 10 gigabit ethernet – max allowed cable diameter per addenda No. 11 ANSI TIA/EIA 568-B.2.

2910B Blank End Fitting



For closing open end of 2900 Series Raceway. Also available in white (2910B-WH).

2911 Flat Elbow



For right angle turns on same surface. Also available in white (2911-WH).