


# Datacom/Low Voltage



Datacom/Low Voltage

Cable Capacity			CAT 5e	CAT 6	CAT 6A	CAT 7 (SFTP)	Fibre Optic (plenum)
			(5.2 mm 0.21")	(5.9 mm 0.23")	(7.5 mm 0.30")	(7.4 mm 0.29")	(5.1 mm 0.20")
			Bend Radius Requirement*				
			4xØ	4xØ	4xØ	4xØ	10 - 15xØ
Part Number	Area (in <sup>2</sup> )	Area (mm <sup>2</sup> )	Cable Capacity				
CAT12	0.60	387	16	10	–	–	–
CAT16HP	1.07	690	20	15	10	10	20
CAT21HP	2.29	1,477	50	40	25	25	50
CAT32HP	3.97	2,561	90	60	35	35	90
CAT48HP	9.26	5,974	200	150	80	80	200
CAT64HP	15.48	9,987	330	220	140	140	330
CAT100CM	2 x 1.58	2 x 1,019	70	50	30	30	70
CAT200CM	21	13,548	450	350	215	215	450
CAT300CM	32	20,645	700	525	325	325	700
CAT425	20.43	13,181	425	325	210	210	425
CAT600	3.14	2,026	70	50	30	30	70
CATCR50	2.67	1,723	50	36	–	–	–

\* Verify bend radius requirements with cable manufacturer.

Non-continuous supports may not exceed spacing of 5' (1.5 m) per TIA 569-C.9.7.


Cable capacity is calculated based on a 70% fill rate.

# Datacom/Low Voltage

## Cable Support Systems – CADDY® CAT CM Cable Support System

### CADDY® CAT CM Wire Retainer

- Provides 360 degree containment for cables



Material: Steel  
Finish: Pregalvanized

Part Number	Description	
CATRT200CM	9.525"	50 pc
CATRT300CM	13.5"	50 pc

### CADDY® CAT CM Protection Tube

- Protects high performance data cables from coming in contact with threaded rod
- Minimizes the risk of cutting or abrading cable sheaths while pulling cable




Material: Steel  
Finish: Electrogalvanized

Part Number	Description	
CATTBCM	5/8" dia	30 pc

### CADDY® CAT CM Wall Bracket

- Allows CADDY® CAT CM U-Hooks to be mounted to walls and columns



Material: Steel  
Finish: Pregalvanized

Part Number	Description	
CATWMCM	8"	10 pc