

## Conduit and Cable

### Conduit Supports


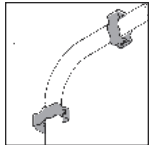



Fig. 1

#### Features

- Available for 3/8 in. through 2 in. trade sizes for EMT, flexible conduit and MC/AC cable
- Available with either a plain hole for 1/4 in. bolt or a 1/4 in.-20 thread impression

**No tools needed!  
Finger friendly design!**



- Shape of clip and clasp mechanism allows for hand installation (no tools needed)
- Unique clasp design has an aggressively angled tab and receiving hole to provide consistent, easy clasp of the clip
- Supports 100 lb. static load limit in the vertical position. Supports 25 lb. static load limit in the horizontal position.
- Unique finger grips on the ends of the clip provide easy grip for hand installation, or easy grip of pliers when using pliers to install



Cat. No.	Fig. No.	Conduit Size	Mounting Hole	Qty. Per Box
Conduit Clips				
SSF-CC3/8	1	14-2 thru 12-3 MC/AC Cable and 3/8 in. Conduits	9/32 in. Plain	100
SSF-CC1/2 3/4	1	1/2 in. -3/4 in.		
SSF-CC1	1	1 in.		
SSF-CC1 1/4	1	1-1/4 in.		
SSF-CC1 1/2	1	1-1/2 in.		
SSSF-CC2	1	2 in.		
SSF-CC3/8T	1	14-2 thru 12-3 MC/AC Cable and 3/8 in. Conduits	1/4 in.-20 Thread impression	
SSF-CC1/2 3/4T	1	1/2 in. -3/4 in.		
SSF-CC1T	1	1 in.		
SSF-CC1 1/4T	1	1-1/4 in.		
SSF-CC1 1/2T	1	1-1/2 in.		
SSF-CC2T	1	2 in.		

#### Features

- Available for 1/2 in. through 1 in. EMT and rigid conduit
- Available with either a plain hole for 1/4 in. bolt or a 1/4 in.-20 thread impression
- Supports ultimate static load limit 25 lb. in the vertical position. Supports ultimate static load limit 15 lb. in the horizontal position.

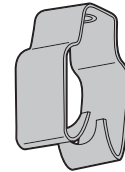
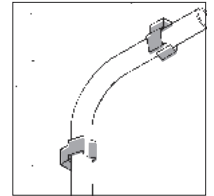


Fig. 1

Cat. No.	Fig. No.	Conduit Size (in.)	Mounting Hole	Qty. Per Box
Conduit Clips				
SSF-CS1/2	1	1/2	9/32 in. Plain	100
SSF-CS3/4	1	3/4		
SSF-CS1	1	1		
SSF-CS1/2T	1	1/2	1/4 in.-20 Thread impression	
SSF-CS3/4T	1	3/4		
SSF-CS1T	1	1		