
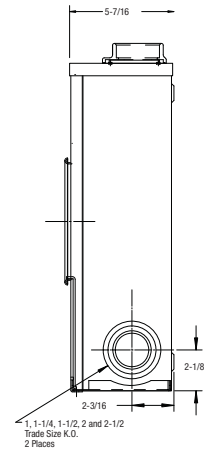
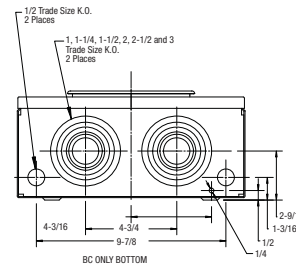
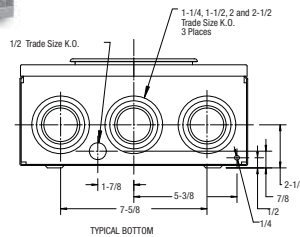


OVERSIZE ENCLOSURE METER SOCKETS LAY-IN TYPE CONNECTORS • 200 AMP. 600 VOLTS MAX.



Product Specifications

- Same as BS2 Series with the exception that lay-in type connectors are provided
- Conductor range: 6 AWG-250 kcmil
- Aluminum lay-in type connectors
- Supplied with screw type ring
- Weatherproof Type 3R enclosure
- **Primarily used in:** B.C., Ont.



Dimensions are in inches

Ordering Information

CATALOGUE NUMBER	DESCRIPTION	DIMENSIONS (inches)			WEIGHT EACH	
		H	W	D	lb	kg
4 JAW						
BS2L-V	200 AMP overhead with lay-in lugs	17-1/8	12	5-7/16	16	7.2
BS2L-TV	200 AMP underground with lay-in lugs	17-1/8	12	5-7/16	16	7.2
BS2L-TCV	200 AMP over / under combination with lay-in lugs	17-1/8	12	5-7/16	16	7.2
BS2L-TCVBCR	200 AMP over / under combination with lay-in lugs (BC)	17-1/8	12	5-7/16	16	7.2
BS2L-WTCV	200 AMP over / under combination water heater lugs	17-1/8	12	5-7/16	16	7.2
BS2L-WTCVNY	200AMP over / under combination with water heater lugs and North York assembly	17-1/8	12	5-7/16	16	7.2
FACTORY INSTALLED ACCESSORIES						
Include: -5	5 th jaw standard capacity					
-6	5 th jaw full capacity, 6 o'clock position					
-9	5 th jaw full capacity, 9 o'clock position					
-IN	Insulated neutral					
-NY	North York assembly					
-W	Water heater lugs					