


INDUSTRIAL SPEC GRADE TURNLOK® LOCKING DEVICES

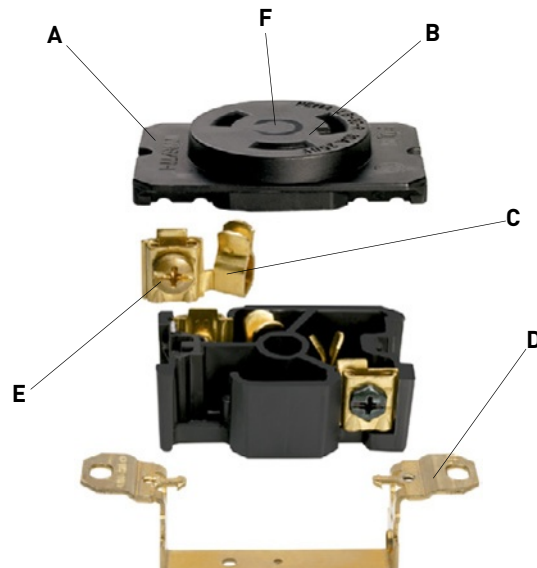
L630C & L630P Connector & Plug

- A. Raised ribs** provide non-slip gripping profile for turning to lock and unlock.
- B. Quick-thread assembly screws** and cord-grip screws come backed-out, ready-to-wire.
- C. Industrial-strength, brass alloy plug blades**, and connector contacts resist heat rise, provide excellent conductivity.
- D. Rounded back contour** reduces snags and hang-ups on the job site.
- E. Impact- and corrosion-resistant** durable nylon 6 shell material.
- F. Integral flexible rubber cord grommet** conforms to and seals around SO cord to provide protection from oils, water, or chips entering wiring chamber.
- G. New-design external cord grips** provide visible assurance of safe and proper cord retention.
- H. Scallop shell design** provides non-slip gripping surface for insertion and withdrawal.
- I. Double dovetail design** provides superior protection against cord pull-out forces.
- J. Visible stamped NEMA configuration and device rating.**



L630R Receptacles

- A. Compact, impact-resistant nylon face and body** are ultrasonically welded together for unrivaled strength.
- B. Clearly marked NEMA configuration, rating, and third party listing** on each unit's face.
- C. One-piece, high-grade brass contacts** offer excellent conductivity and heat-rise resistance.
- D. Single-piece, solid brass mounting strap** is free of easily loosened rivets found on other brands.
- E. Side and external screw-pressure-plate back wire capability.** Accepts #14 - #10 AWG.



F. P&S Turnlok Receptacles. Voltage color coding on the outside. Proven designs and quality materials on the inside. Any way you look at them, they're the standard of the industry.



INDUSTRIAL SPEC GRADE TURNLOK® LOCKING DEVICES

NEMA Configurations

Locking Plugs & Receptacles

	15 AMPERE		20 AMPERE		30 AMPERE		
	RECEPTACLE	PLUG	RECEPTACLE	PLUG	RECEPTACLE	PLUG	
2 POLE, 2 WIRE NON-GROUNDING							
125V	L1						
	L2						
250V							
2 POLE, 3 WIRE GROUNDING							
125V	L5						
	L6						
250V							
277VAC	L7						
	L24						
347VAC							
480VAC	L8						
	L9						
600VAC							
3 POLE, 3 WIRE NON-GROUNDING							
125/250V	L10						
	L11						
3ø250V							
3ø480V	L12						
	L13						
3ø600V							
3 POLE, 4 WIRE GROUNDING							
125/250V	L14						
	L15						
3ø250V							
3ø480V	L16						
	L17						
3ø600V							
4 POLE, 4 WIRE NON-GROUNDING							
3øY 120/208V	L18						
	L19						
3øY 277/480V							
3øY 347/600V	L20						
4 POLE, 5 WIRE GROUNDING							
3øY 120/208V	L21						
	L22						
3øY 277/480V							
3øY 347/600V	L23						

Midget – Locking

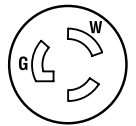
	15 AMPERE		
	RECEPTACLE	PLUG	
2 POLE, 2 WIRE NON-GROUNDING			
125V	ML1		
2 POLE, 3 WIRE GROUNDING			
125V	ML2		
3 POLE, 3 WIRE NON-GROUNDING			
125/250V	ML3		

Labels & Their Meaning

X, Y, Z	Hot Lead
W	Neutral Lead
G	Grounding Lead

Open Slots

Indicate receptacle configurations (female).



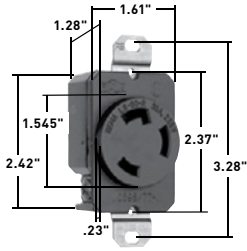
Closed Slots

Indicate plug blade configurations (male).




INDUSTRIAL SPEC GRADE TURNLOK® LOCKING DEVICES


30 Amp NEMA L530 2 Pole, 3 Wire 30A, 125V





30A Receptacle



30A Connector

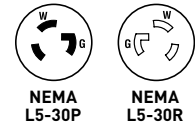


30A Plug



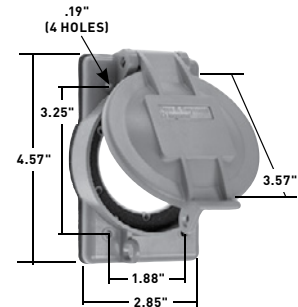
30A Flanged Inlet & Outlet

CATALOG NUMBER	RATING		DESCRIPTION/COLOR	CORD DIAMETER	NEMA CONFIG. NO.	3rd PARTY COMPLIANCE		
	A.	V.				UL498	FSUL WC596	CSA
RECEPTACLES								
L530R	30	125	Single Receptacle		L5-30R	•	•	•
IGL530R	30	125	Single Receptacle, Orange, Isolated Ground		L5-30R	•		•
CRL530R	30	125	Single Receptacle, Yellow Corrosion-Resistant		L5-30R	•	•	•
CONNECTORS IP20 SUITABILITY								
L530C	30	125	Black Back, White Front Body	.225"-1.150"	L5-30R	•	•	•
CRL530C	30	125	Yellow Back, White Front Body, Corrosion-Resistant	.225"-1.150"	L5-30R	•	•	•
PLUGS IP20 SUITABILITY								
L530P	30	125	Black Back, White Front Body	.225"-1.150"	L5-30P	•	•	•
CRL530P	30	125	Yellow Back, White Front Body, Corrosion-Resistant	.225"-1.150"	L5-30P	•	•	•
FLANGED INLETS & OUTLETS								
L530FI	30	125	Gray Inlet		L5-30P	•		•
L530FO	30	125	Gray Outlet		L5-30R	•		•



Reference Pages G-38 and G-39 for Accessories.

CATALOG NUMBER	DESCRIPTION	COLOR
WEATHERPROOF COVER		
WPG2	Cover for 20 and 30A Turnlok Flanged Inlets and Outlets	Gray
STAINLESS STEEL WALL PLATE		
SS720	Wall Plate for Locking Receptacles	302/304 S/S
RECEPTACLE COVERS		
7425Y	20/30 Amp Receptacle Cover	Yellow
7425GRY	20/30 Amp Receptacle Cover	Gray



WPG2