


STRAIGHT BLADE RECEPTACLES

Industrial Extra Heavy-Duty Specification Grade Receptacles

5362AI

Industrial EHD Spec Grade Receptacles

- A. .036 inch thick, brass, triple-wipe power contacts** for lasting retention.
 - B. Exclusive patented feature, circuit label on face** allows permanent circuit identification.
 - C. Two drive screws anchor strap** to back body and face where abrupt removal torque is strongest.
 - D. Strap tabs wrap around and lock down on face** to prevent strap from separating from face and back body.
 - E. Exclusive, patented feature, external screw-pressure-plate back wire clamp on ground terminal** for faster, easier installation.
 - F. External screw-pressure-plate back wire clamps with #10 brass terminal screws** for visual assurance of a good connection.
 - G. Auto-ground clip** assures positive ground.
- Heavy-duty, one-piece brass strap** and integral ground for added strength and safety.

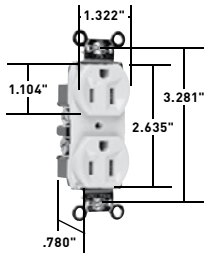


5362AI



STRAIGHT BLADE RECEPTACLES

Heavy-Duty Specification Grade Receptacles 15 & 20A, 125 & 250V



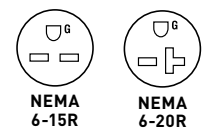
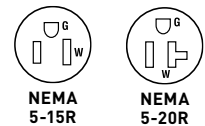
PS5262I

Features

- Heavy-duty, brass strap for added strength and ground conductivity.
- .032 inch thick, brass, triple-wipe power contacts for lasting retention.
- Strap tabs wrap around face to prevent strap from separating from face and back body.
- Easily accessed break-off, line-contact connecting tab for fast, easy split-circuit wiring.
- High strength nylon face.
- Internal screw-pressure-plate back and side wired to accept #14 and #10 AWG stranded or solid copper or copper-clad conductors. Eight back wire holes.
- Auto-ground clip assures positive ground.

CATALOG NUMBER	RATING		COLOR	NEMA CONFIG. NO.	3rd PARTY COMPLIANCE		
	A.	V.			UL [®] US UL498	FSUL WC596	CSA C22.2 No. 42
DUPLIX RECEPTACLES BACK & SIDE WIRE							
PS5262I	15	125	Ivory	5-15R	•	•	•
PS5262W	15	125	White	5-15R	•	•	•
PS5262	15	125	Brown	5-15R	•	•	•
PS5262GRY	15	125	Gray	5-15R	•	•	•
PS5262BK	15	125	Black	5-15R	•	•	•
PS5262RED	15	125	Red	5-15R	•	•	•
PS5262LA	15	125	Light Almond	5-15R	•	•	•
PS5262BL	15	125	Blue	5-15R	•	•	•
PS5362I	20	125	Ivory	5-20R	•	•	•
PS5362W	20	125	White	5-20R	•	•	•
PS5362	20	125	Brown	5-20R	•	•	•
PS5362GRY	20	125	Gray	5-20R	•	•	•
PS5362BK	20	125	Black	5-20R	•	•	•
PS5362RED	20	125	Red	5-20R	•	•	•
PS5362LA	20	125	Light Almond	5-20R	•	•	•
PS5362BL	20	125	Blue	5-20R	•	•	•
5662I	15	250	Ivory	6-15R	•	•	•
5662W	15	250	White	6-15R	•	•	•
5662	15	250	Brown	6-15R	•	•	•
5862I	20	250	Ivory	6-20R	•	•	•
5862W	20	250	White	6-20R	•	•	•
5862	20	250	Brown	6-20R	•	•	•
5862GRY	20	250	Gray	6-20R	•	•	•
5862BK	20	250	Black	6-20R	•	•	•
5862RED	20	250	Red	6-20R	•	•	•
5862BL	20	250	Blue	6-20R	•	•	•

2 Pole, 3 Wire



STRAIGHT BLADE RECEPTACLES


For Bulk Packaging Solutions consult factory.

All devices listed on this page conform to NEMA WD-1 and WD-6.


DEVICES & WALL PLATES

Color Selection Chart

Devices & Plastic Wall Plate Colors



Ivory Light Almond White Green Antique Brass Dark Bronze Nickel




Black Blue Brown Gray Orange Red

See specific device and wall plate catalog charts for particular color availabilities.

Metal Wall Plates


Metal Finish



Aluminum Brass (Brushed) Polished Brass Stainless Steel Brushed Bronze Chrome

Custom Metal Wall Plates Paint Finish Colors

Paint Color



Orange Green Gray Yellow Glossy Black Brown White



Primer Red Pink Flat Black Ivory Light Almond Blue

To order custom metal wall plates, see Pages P-40 – P-44.

For additional colors consult factory.