

# ACCESS® 5000 RACEWAY

## Baseboard Molding



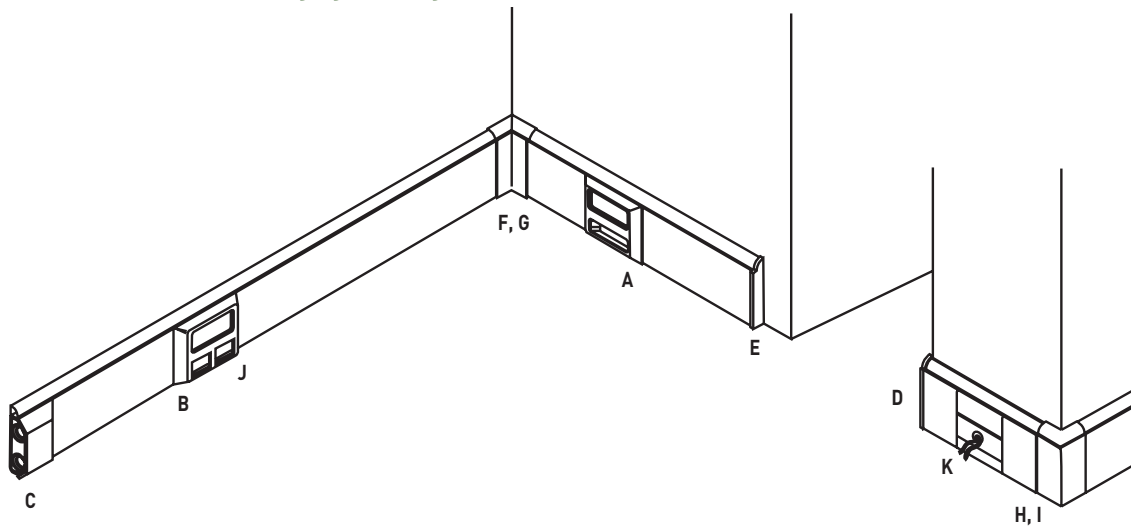
Attractive baseboard molding that organizes and conceals electrical wiring and communications cabling.

### CODE REFERENCE

**cULus Listed Raceway:**  
File E90378 Guide RJTX.  
Complies with flammability requirements of UL-5A.

**Fittings:** File E90377 Guide RJYT.  
Meets Article 388 of NEC.  
UL Listed for up to 600V.  
Meets Section 12-1600 of CEC.

### Access 5000 Series Raceway System Layout



**NOTE:** Illustration is for showing product applications only.

### KEY

- |   |                               |  |
|---|-------------------------------|--|
| A. 5007C-1A Device Bracket                    | E. 5010R Right End Cap        | I. 5018C External Cover Elbow                        |
| B. 5007C-2AB/5007C-2RT<br>Deep Device Bracket | F. 5017B Internal Base Elbow  | J. CM2, Series II, TracJack<br>Communication Devices |
| C. 5010A Entrance End Feed                    | G. 5017C Internal Cover Elbow | K. Back Feed Position                                |
| D. 5010L Left End Cap                         | H. 5018B External Base Elbow  |  |

### COLOR OPTIONS



Access® 5000 Series Raceway Part Numbers with a "WH" suffix are available with a white PVC finish. Part Numbers with a "BK" suffix are available with a black PVC finish. Part Numbers with a "GY" suffix are available with a gray PVC finish. Part Numbers with a "W" suffix are available in a real maple veneer finish. Part Numbers with a "OA" suffix are available with a real oak veneer finish.

**Custom color options are also available. Consult the factory for more information.**

# ACCESS® 5000 RACEWAY

## Ordering Information

### Access 5000 Series Raceway Wire Fill Capacities for Communications

	CABLE/WIRE SIZE	O.D. (Approx. Dia.)		TOP COMP. 40% FILL	BOTTOM COMP. 40% FILL
		Inches	[mm]		
UNSHIELDED TWISTED PAIR	4-pair, 24 AWG, Cat 3	0.190	[4.8]	27	19
	4-pair, 24 AWG, Cat 5e	0.210	[5.3]	22	16
	4-pair, 24 AWG, Cat 6	0.250	[6.3]	15	11
	4-pair, 24 AWG, Cat 6a*	0.354	[9.0]	7	5
	25-pair, 24 AWG	0.410	[10.4]	5	4
COAXIAL	RG6/U	0.270	[6.9]	13	9
FIBER	ZipCord	0.118 x 0.236	[3 x 6]	27	20
	Round 4 Strand Fiber	0.187	[4.8]	28	20
	Round 6 Strand Fiber	0.256	[6.5]	15	10

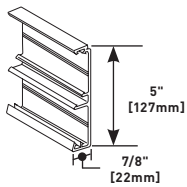
### Access 5000 Series Raceway Wire Fill Capacities for Power

WIRE SIZE THHN/THWN	O.D.		NO. OF CONDUCTORS TOP COMPARTMENT
	Inches	[mm]	
14 AWG	0.111	[2.8]	24
12 AWG	0.130	[3.3]	20
10 AWG	0.164	[4.2]	12

**NOTE:** For additional information, refer to the Technical Section.

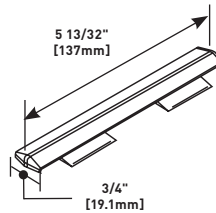
\* Category 6 augmented (6a) cable for 10 gigabit ethernet – max allowed cable diameter per addenda No. 11 ANSI TIA/EIA 568-B.2.

### 5000B Raceway Base



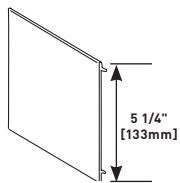
5000B Base has an integral divider forming two channels for power and low-voltage separation. Base supplied in 8' [2.44m] lengths, packed 80' [24.4m] per carton. (Base is not visible in a typical finished installation.)

### 5006 Cover Clip



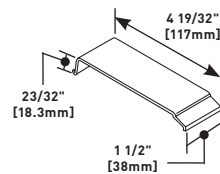
For covering joint where two pieces of Access 5000 Series Raceway Cover come together. Available in white (5006WH), black (5006BK), or gray (5006GY) PVC finishes.

### 5000C Raceway Cover



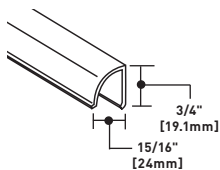
5000C Cover is available standard in white (5000CWH), black (5000CBK), or gray (5000CGY) PVC or maple (5000CW) and oak (5000COA) veneer finishes. Covers supplied in 8' [2.44m] lengths.

### 5006A Internal Wire Guard



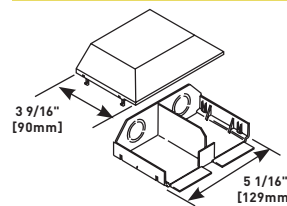
Use inside the base. Protects inside wires and cables from gap behind butted cover sections. Installed when the 5006 Cover Clips are not used.

### 5000T Quarter-Round Trim



Trim Cover available in white (5000TWH), black (5000TBK), or gray (5000TGY) PVC or maple (5000TW) and oak (5000TOA) veneer finishes. Trim covers supplied in 8' [2.44m] lengths.

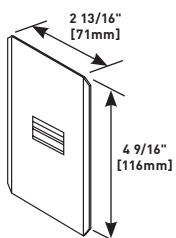
### 5010A Entrance End Fitting



Used to connect Access 5000 to 1/2" or 3/4" trade size conduit. Has one 1/2" or 3/4" concentric KO for both channels in end only. Available in white (5010AWH), black (5010ABK), or gray (5010AGY) PVC finishes.

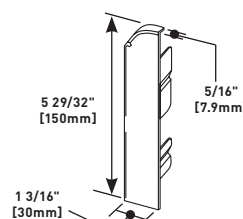
Overall Assembled Depth is 1 15/16" [49mm].

### 5001 Base Coupling



Use for aligning base sections.

### 5010R Right End Cap



For closing right end of Access 5000 Series Raceway Base. Available in white (5010RWH), black (5010RBK), or gray (5010RGY) PVC finishes.