



## Load Feeders and Motor Starters for Use in the Control Cabinet

### SIRIUS 3RA2 Load Feeders

#### Accessories

	For motor starter protectors/ circuit breakers	For soft starters	DT	Article No.	Price per PU	PU (UNIT, SET, M)	PS*	PG
	Size	Size						
<b>Link modules from motor starter protector to soft starter<sup>1)</sup></b>								
	Electrical and mechanical link between motor starter protector and soft starter			<b>Screw terminals</b>				
	<b>Single-unit packaging</b>							
	S00/S0	S00/S0	A	<b>3RA2921-1BA00</b>		1	1 unit	41B
	S2 <sup>2)</sup>	S2	<b>NEW</b> ▶	<b>3RA2931-1AA00</b>		1	1 unit	41B
<b>Multi-unit packaging</b>								
S00/S0	S00/S0	A	<b>3RA2921-1B</b>		1	10 units	41B	
S2 <sup>2)</sup>	S2	<b>NEW</b> ▶	<b>3RA2931-1A</b>		1	5 units	41B	
	Electrical and mechanical link between motor starter protector and soft starter			<b>Spring-type terminals</b>				
	<b>Single-unit packaging</b>							
	S00	S00	▶	<b>3RA2911-2GA00</b>		1	1 unit	41B
	S0	S0	▶	<b>3RA2921-2GA00</b>		1	1 unit	41B
<b>Multi-unit packaging</b>								





<sup>1)</sup> The link modules from motor starter protector to soft starter and from motor starter protector to solid-state contactor cannot be used for the 3RV2.21-4PA1., 3RV2.21-4FA1., 3RV2.31-4K.1., 3RV2.31-4R.1., 3RV2.32-4K.1., 3RV2.32-4R.1., 3RV27 and 3RV28 motor starter protectors/circuit breakers.


<sup>2)</sup> To assemble the feeder between a motor starter protector and a soft starter in size S2, the 3RA2932-1AC00 standard mounting rail adapter must be used.

#### Note:

Link modules can be used in

- Sizes S00 and S0 up to max. 32 A
- Size S2 up to max. 65 A

	For contactors	Version	DT	Article No.	Price per PU	PU (UNIT, SET, M)	PS*	PG
	Size							
<b>Wiring kits for contactors</b>								
	<b>Reversing duty</b>			<b>Screw terminals</b>				
	Electrical and mechanical link for reversing contactors, optionally with integrated electrical and mechanical interlock							
	S00		▶	<b>3RA2913-2AA1</b>		1	1 unit	41B
	S0		▶	<b>3RA2923-2AA1</b>		1	1 unit	41B
	<b>Star-delta (wye-delta) starting</b>							
	Electrical and mechanical link for three contactors of same size							
	S00		▶	<b>3RA2913-2BB1</b>		1	1 unit	41B
	S0		▶	<b>3RA2923-2BB1</b>		1	1 unit	41B
S2-S2-S0		<b>NEW</b> ▶	<b>3RA2933-2C</b>		1	1 unit	41B	
S2-S2-S2		<b>NEW</b> ▶	<b>3RA2933-2BB1</b>		1	1 unit	41B	
	<b>Reversing duty</b>			<b>Spring-type terminals</b>				
	Electrical and mechanical link for reversing contactors, optionally with integrated electrical and mechanical interlock							
	S00		▶	<b>3RA2913-2AA2</b>		1	1 unit	41B
	S0		▶	<b>3RA2923-2AA2</b>		1	1 unit	41B
	<b>Star-delta (wye-delta) starting</b>							
	Electrical and mechanical link for three contactors of same size							
	S00		▶	<b>3RA2913-2BB2</b>		1	1 unit	41B
	S0		▶	<b>3RA2923-2BB2</b>		1	1 unit	41B
S2-S2-S0		<b>NEW</b> ▶	<b>3RA2933-2C</b>		1	1 unit	41B	
S2-S2-S2		<b>NEW</b> ▶	<b>3RA2933-2BB2</b>		1	1 unit	41B	

<b>Safety main circuit connectors for two contactors</b>								
		Switches two contactors in series			<b>Screw terminals</b>			
								
	S00		A	<b>3RA2916-1A</b>		1	1 unit	41B
	S0		A	<b>3RA2926-1A</b>		1	1 unit	41B
	S2		<b>NEW</b> A	<b>3RA2936-1A</b>		1	1 unit	41B

\* You can order this quantity or a multiple thereof.  
Illustrations are approximate