









Selection and ordering data

For contactors Type	Version	DT	Article No.	Price per PU	PU (UNIT, SET, M)	PS*	PG			
EMC suppression modules; 3-phase, up to 7.5 kW										
Size S00 (for contactors with AC or DC operation)¹⁾										
 3RT2916-1PA.	3RT201	RC elements (3 x 220 Ω/0.22 μF) Up to 400 V Up to 575 V Up to 690 V	Screw terminals 		1	1 unit	41B			
			▶	3RT2916-1PA1				1	1 unit	41B
			A	3RT2916-1PA2				1	1 unit	41B
	C	3RT2916-1PA3	1	1 unit	41B					
	3RT201	Varistors Up to 400 V Up to 575 V Up to 690 V			1	1 unit	41B			
			A	3RT2916-1PB1				1	1 unit	41B
C			3RT2916-1PB3	1				1 unit	41B	
Coupling links for control by PLC										
Size S0										
 3RH2924-1GP11	3RT2..2	For mounting onto the coil terminals of the contactors (only for contactors with screw terminals) With LED for indicating switching state. With integrated varistor for damping opening surges. 24 V DC control, 17 ... 30 V DC operating range	▶	3RH2924-1GP11	1	1 unit	41B			
	Sizes S00 to S2 NEW									
 3RH2914-1GP11	3RT2..1, 3RT2..2, 3RT2..3	For mounting on the front side of contactors with AC, DC or AC/DC operation 24 V DC control, 17 ... 30 V DC operating range	B	3RH2914-1GP11	1	1 unit	41B			
	24 V DC control, 17 ... 30 V DC operating range		B	Spring-type terminals 	1	1 unit	41B			
Additional load modules										
Size S00										
 3RT2916-1GA00	3RT2..1, 3RH2..	For plugging onto the front side of the contactors with or without auxiliary switch blocks²⁾ For increasing the permissible residual current and for limiting the residual voltage. It ensures the safe opening of contactors with direct control via 230 V AC semiconductor outputs of SIMATIC controllers. It acts simultaneously as a surge suppressor. Rated voltage: 50/60 Hz, 180 to 255 V AC	▶	3RT2916-1GA00	1	1 unit	41B			
	LED module for indicating contactor operation									
Sizes S00 to S2										
 3RT2926-1QT00	3RT2..	For snapping into the location hole of an inscription label on the front of a contactor either directly on the contactor or on the front auxiliary switch. The LED module is connected to coil terminals A1 and A2 of the contactor and indicates its energized state. Yellow LED. Rated voltage: 24 ... 240 V AC/DC, with reverse polarity protection.	B	3RT2926-1QT00	1	5 units	41B			
	Control kit									
Sizes S00 to S2										
 3RT2916-4MC00	3RT2..1, 3RH2..	For manual operation of the contactor contacts for start-up and service³⁾	A	3RT2916-4MC00	1	5 units	41B			
	3RT2..2		A	3RT2926-4MC00	1	5 units	41B			
	3RT2..3		A	3RT2936-4MC00	1	5 units	41B			

Technical specifications for coupling links, see page 3/57.

¹⁾ See also description on page 3/52.

²⁾ For packs of 10 units, the article number must be supplemented with "-Z" and order code "X90".

³⁾ See also Chapter 8, "ET 200S Motor Starters and Safety Motor Starters" → "Accessories", Article No. 3RK1903-0CA00.