

TYPE YC-L

THIN-WALL COPPER C-TAP

UL Listed 90° C, Up to 35 kV ♦

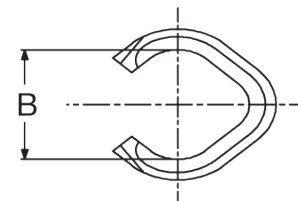
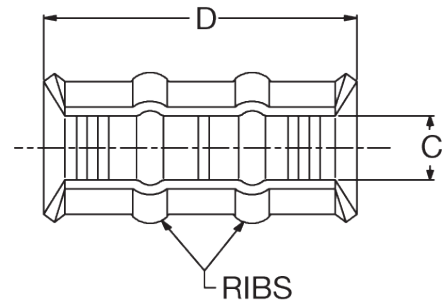
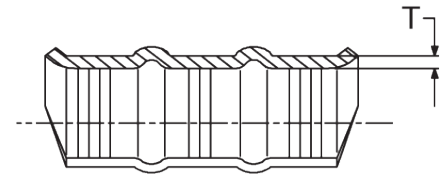
Type YC-L is a thin-wall high conductivity copper connector for making copper tap and parallel connections from #14 to 3/0 AWG. UL Listed and CSA Certified Wire Connector per UL 486A-486B. Direct Burial Rating per UL 467 Grounding and Bonding Connector.



C-185

Features & Benefits

- Bare copper range taking C-tap that allows for less inventory as one C-tap can accommodate a multitude of wire combinations
- Reinforced ribs on the outside of the C-tap increases the mechanical holding strength of the connection
- Creates a compact connection that allows for easy taping and insulating
- Connectors include a color dot to ensure proper die and installation tooling is selected
- Manufactured from high conductivity wrought copper provid low resistance for excellent electrical conductivity
- Connectors are clearly marked with stamping and color dot
- UL Listed CSA Certified Wire Connectors per UL 486A-486B
- 4 Sizes are Listed for Grounding and Bonding per UL 467 for Direct Burial in Earth or concrete




TYPE YC-L

THIN-WALL COPPER C-TAP

C-186

UL Listed 90° C, Up to 35 kV ♦
(Continued)



Catalog Number	Copper Conductor AWG ‡		No. of Ribs	Dimensions				Color Code	Installation Tooling						Wire Strip Length
									Mechanical			Hydraulic			
	Run	Tap		B	C	D	T		Y122CMR Y1MRTC	MD6, OUR840 & MD7- 34R Die No. (# crimps)	Die ▲ Index Embossment	PATMD6, PAT600, Y500CT (# crimps)	Y35, Y39, Y750, Y45, Y46* (# of crimps)	Die ▲ Index Embossment	
YC8L12	10 8	10 12	0	0.25	0.21	0.60	0.07	Blue	Blue (1)	W5CVT (1)	7	—	—	—	5/8
YC6L12	8 6	10-8 12-10	0	0.33	0.25	0.60	0.07	Gray	Gray (2)	W4CVT (1)	8	—	—	—	5/8
YC4L12	6 5,4	8-6 12-8	1	0.39	0.28	1.18	0.07	Brown	Brown (2)	W2CVT (2)	10	WC4 (1)	UC4 (1)	10M	1-3/16
YC3L12**	5,4 3	6-5 12-6	1	0.46	0.27	1.18	0.08	Green	—	W1CVT (2)	11	—	—	—	1-3/16
YC2L12	4 3 2	4 5 12-6	1	0.50	0.36	1.18	0.08	Pink	—	W25VT (2)	12	WC2 (1)	UC2 (1)	12M	1-3/16
YC1L12	3 2 1	4-3 5-4 12-5	2	0.55	0.34	1.75	0.08	Black	—	W26VT (3)	13	WC1 (2)	UC1 (1)	13M	1-13/16
YC25L12	2 1/0	12-4	2	0.62	0.42	1.75	0.09	Orange	—	W27VT (3)	14	WC25 (2)	UC25 (1)	14M	1-13/16
YC26L12	1 1/0 2/0	2-1 3-2 12-3	2	0.69	0.43	1.75	0.09	Purple	—	W28VT (3)	15	—	UC26 (1)	15	1-13/16
YC27L12	1/0 2/0 3/0	1-1/0 2-1 12-2	2	0.81	0.48	1.75	0.09	Yellow	—	W29VT (3)	16	—	—	—	1-13/16

▲ See tooling section of this catalog for complete tool and die listings.

‡ Refer to website for sales drawing with complete listing with solid/stranded copper conductor

* Use PUADP-1 adapter with U dies in Y46 HYPRESS™
For Tin plating add TN suffix (example = YC10L12TN)

Note: All dimensions shown are for reference only.

** YC3L12 is NOT UL Listed or CSA Certified for Grounding and Bonding.