

BS4 Series

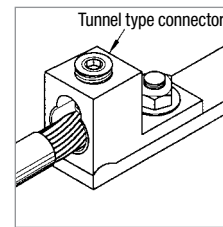
400 A (Main Lugs) 600 V; Multiple Position with Blank Compartment 200 A per Position

Product Specifications

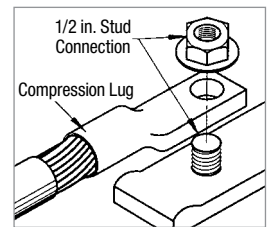
- Conductor range: Line: Dual rated connectors for 1 x 4 AWG-600 kcmil or 2 x 1/0 AWG-250 kcmil, Load: 6 AWG-250 kcmil
- Aluminum tunnel type connectors for both load and line sides
- Factory prebussed from main lugs to each position
- Combination overhead-underground
- Supplied with hub opening closure plate for underground service
- Larger hub opening requires use of 3 in. , 3-1/2 in. or 4 in. hubs unless BS052 adapter plate is used
- Supplied with screw type rings
- Weatherproof Type 3R enclosure
- **Primarily used in: All provinces**



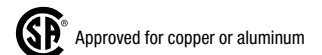
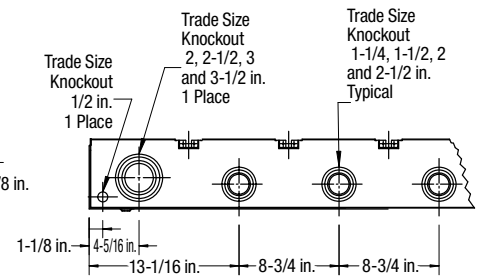
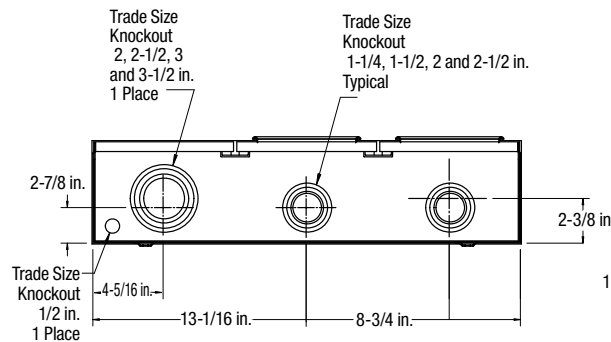
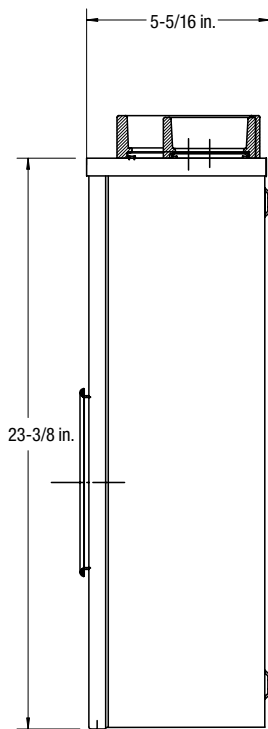
(BS42-V)



TUNNEL TYPE CONNECTOR TERMINATION LOAD AND LINE



COMPRESSION LUG TERMINATION (WITH STUD CONNECTION) 500 KCMIL MAX. UNDERGROUND APPLICATION COMPRESSION CONNECTOR SUPPLIED BY UTILITY.



Cat. No.	Meter Position	Dimensions (in.)			Weight Each	
		H	W	D	lb.	kg
4 JAW						
LEFT-HAND ENTRY	RIGHT-HAND ENTRY					
BS42-V	BS42-VH	2 position	26-1/4	5-5/16	45	20.4
BS43-V	BS43-VH	3 position	35		59	26.8
BS44-V	BS44-VH	4 position	43-3/4		73	33.1
BS45-V	BS45-VH	5 position	52-1/2		87	39.5
BS46-V	BS46-VH	6 position	61-1/4		101	45.9