

Nonmetallic Sheathed Cable

Fittings



Cat. No.	Trade Size (in.)	Clamping Range (in.)		Suggested Application NMD90 (loomex)
		Min.	Max.	
One Screw Fittings (Zinc Alloy)				
L-16	3/8	0.12	0.63	14/2, 14/3, 12/2, 12/3, 10/2
CI70	3/8	0.13	0.70	14/2-10/2; 14/3-10/3
CI71	1/2	0.33	0.95	8/2-4/2; 12/3-4/3
CI72	3/4	0.60	1.15	4/2-3/2; 4/3-3/3
CI73	1	0.93	1.47	2/2; 2/3
Two Screw Fittings (Zinc Alloy)				
CI804	3/8	0.18	0.64	14/2-10/2; 2# 14/2 and 2 # 12/2
CI806	3/4	0.41	0.82	8/2-6/3
CI808	1	0.50	1.04	4/2-2/2; 8/3-4/3
CI810	1-1/4	0.56	1.06	4/2-2/2; 8/3-4/3
CI812	1-1/2	0.63	1.60	4/2-2/2; 8/3-2/3
CI816	2	0.86	2.06	3/2-2/2; 6/3-2/3
Two Screw Fittings (Steel)				
CI2060	3/8	0.11	0.60	14/2-10/2; 14/3-10/3
CI2061	3/4	0.15	0.90	10/2-6/2; 10/3-6/3
One Screw Fittings (Zinc Alloy)				
CI2163	3/8	0.35	0.61	10/3

CI70



Zinc Die Cast Locknut

L-16



Zinc Die Cast Locknut

CI71 / CI73



Zinc Die Cast Locknut

CI804



Die Cast Locknut

CI806



Zinc Die Cast Locknut

CI808 / CI816



Zinc Die Cast Locknut

CI2060 / CI2061



Zinc Die Cast Locknut

CI2163



Zinc Die Cast Locknut

All NMD90 fittings are also suitable for NMWU90 of equivalent diameters, in dry locations

NOTE: 3/8 in. trade size connectors require a 1/2 in. knockout

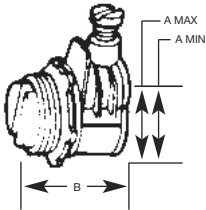
Technical improvements are constantly taking place in the electrical industry. Cable manufacturers are changing their products from time to time. Accordingly, it is strongly suggested that you verify the cable size with the cable manufacturer prior to selecting a fitting.

Specification Guide

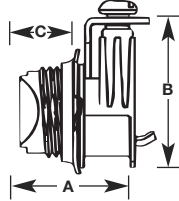
Cable Fittings



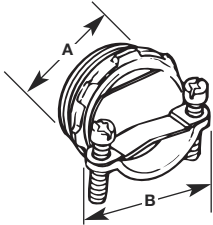
L-16



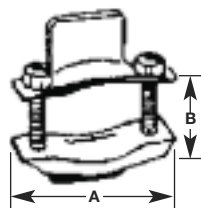
CI70 / CI72



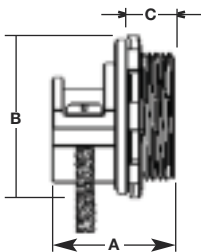
CI804 / CI816



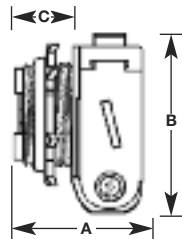
CI2060 / CI2061



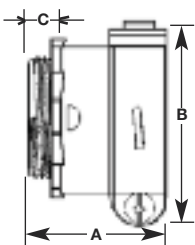
CI2104 / CI2116



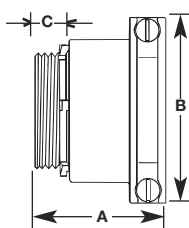
CI2163



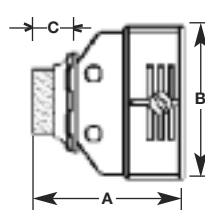
CI2166 / CI2172



CI2173 / CI2174



CI2175



Cat. No.	Trade Size (in.)	Clamping Range (in.)		Dimensions (in.)		
		Min.	Max.	A	B	C
One Screw Connectors (Zinc Alloy)						
CI70	3/8	0.13	0.70	1	1-1/8	1/2
L-16	3/8	0.12	0.63	1	—	—
CI71	1/2	0.33	0.95	1-3/8	1-1/2	1/2
CI72	3/4	0.60	1.15	1-1/2	1-13/16	1/2
Two Screw Connectors (Zinc Alloy)						
CI804	3/8	0.18	0.64	7/8	1-1/16	—
CI806	3/4	0.41	0.82	1-3/8	1-3/16	
CI808	1	0.50	1.04	1-1/8	2	
CI810	1-1/4	0.56	1.06	1-5/16	2-3/16	
CI812	1-1/2	0.63	1.60	1-1/2	2-5/8	
CI816	2	0.86	2.06	1-9/16	3	
Two Screw Connectors (Steel)						
CI2060	3/8	0.11	0.60	1-1/2	5/8	—
CI2061	3/4	0.15	0.90	1-3/4	13/16	
Two Screw Connectors (Cast Aluminum Body and Clamp)						
CI2104	1/2	0.45	0.59	1-3/16	1-3/8	19/32
CI2106	3/4	0.55	0.78	1-3/8	1-11/16	5/8
CI2108	1	0.69	1.01	1-1/2	1-15/16	3/4
CI2110	1-1/4	0.84	1.33	1-1/2	2-3/8	9/16
CI2112	1-1/2	1.06	1.57	1-9/16	2-3/4	5/8
CI2116	2	1.38	2.06	1-3/4	3-1/4	3/4
One Screw Connector (Zinc Alloy)						
CI2163	3/8	0.35	0.61	1	1-5/16	7/16
One Screw Connectors (Aluminum)						
CI2166	1/2	0.50	0.90	1-9/16	1-11/16	7/16
CI2167	3/4	0.71	1.10	1-11/16	1-7/8	7/16
CI2169	1	1.16	1.50	2	2-1/2	1/2
CI2170	1-1/4	1.32	1.77	2-3/8	2-7/8	5/8
CI2171	1-1/2	1.77	2.05	2-1/2	3-1/4	5/8
CI2172	2	2.10	2.54	2-11/16	3-3/4	11/16
Two Screw Connectors (Aluminum)						
CI2173	2-1/2	2.05	3.07	3-1/8	4-9/16	3/4
CI2174	3	2.25	3.57	3-3/8	5-5/16	15/16
Duplex Connectors (Zinc Alloy)						
CI2175	3/8	0.15	0.65	9/16	5/8	3/8

Technical improvements are constantly taking place in the electrical industry. Cable manufacturers are changing their products from time to time. Accordingly, it is strongly suggested that you verify the cable size with the cable manufacturer prior to selecting a fitting.