







Load Feeders and Motor Starters for Use in the Control Cabinet

SIRIUS 3RA2 Load Feeders

Accessories

Accessories for contactors

For contactors	Version	DT	Article No.	Price per PU	PU (UNIT, SET, M)	PS*	PG
Size							
Auxiliary switch blocks for snapping onto the front of contactors							
	Cable entry from below S00/S0	1-pole - 1 NO - 1 NC					
3RH2911-1BA..			▶ 3RH2911-1BA10 ▶ 3RH2911-1BA01		1 1	1 units 1 units	41B 41B
	S00/S0	2-pole - 1 NO + 1 NC - 2 NO					
3RH2911-1MA..			▶ 3RH2911-1MA11 ▶ 3RH2911-1MA20		1 1	1 units 1 units	41B 41B
Auxiliary switch blocks for contactors, for lateral mounting							
	S00	2 NC	A	3RH2911-1DA02	1	1 units	41B
	S00	1 NO + 1 NC	A	3RH2911-1DA11	1	1 units	41B
	S00	2 NO	A	3RH2911-1DA20	1	1 units	41B
	S0	2 NC	A	3RH2921-1DA02	1	1 units	41B
	S0	1 NO + 1 NC	A	3RH2921-1DA11	1	1 units	41B
	S0	2 NO	A	3RH2921-1DA20	1	1 units	41B
3RH2911-1DA..							
	S00	2 NC	A	3RH2911-2DA02	1	1 units	41B
	S00	1 NO + 1 NC	A	3RH2911-2DA11	1	1 units	41B
	S00	2 NO	A	3RH2911-2DA20	1	1 units	41B
	S0	2 NC	A	3RH2921-2DA02	1	1 units	41B
	S0	1 NO + 1 NC	A	3RH2921-2DA11	1	1 units	41B
	S0	2 NO	A	3RH2921-2DA20	1	1 units	41B
3RH2911-2DA..							
Connection modules for contactors with screw terminals (can be used only for direct-on-line starters)							
	Adapters for contactors Ambient temperature $T_{U, max} = 60\text{ °C}$						
3RT1926-4RD01	S00	Rated operational current I_e at AC-3/400 V: 20 A	B	3RT1916-4RD01	1	1 units	41B
	S0	Rated operational current I_e at AC-3/400 V: 25 A	B	3RT1926-4RD01	1	1 units	41B
	Plugs for contactors						
3RT1900-4RE01	S00, S0	--	B	3RT1900-4RE01	1	1 units	41B

Complete range of accessories for the contactors, see [Chapter 3 "Switching Devices – Contactors and Contactor Assemblies" → "Accessories and Spare Parts"](#).