
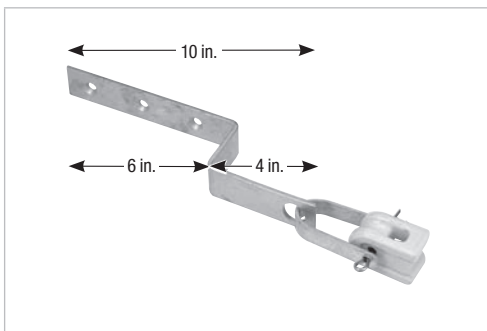


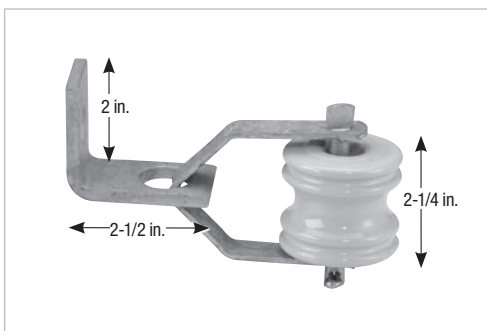
Pole Line Hardware



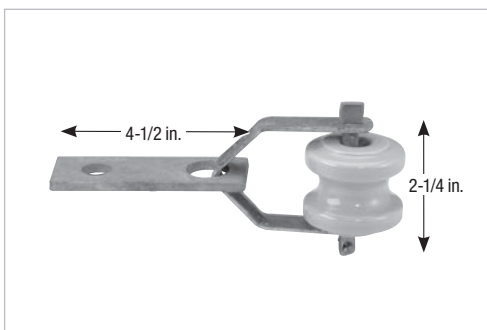
SW409



SW410



SW411



SW411S

Clevis (8 kV)

Cat. No.	Weight (100 pcs)		Std. Pkg.
	lb.	kg	
SW409	100	45.4	25

Add suffix "NI" if insulator is not required. Constructed of 1/8 in. x 1 in. curved mild steel, has 3/8 in. diam. swivel type pin C/W No. IB134 insulator, 2 mtg. holes 7/16 in. round. All ferrous parts are hot dip galvanized.

Clevis (7.2 kV)

Cat. No.	Weight (100 pcs)		Std. Pkg.
	lb.	kg	
SW410	180	81.8	20

Add suffix "NI" if insulator is not required. Undereave/off the wall bracket constructed of 3/16 in. x 1-1/2 in. flat mild steel, C/W No. IB132 insulator. Three 3/8 in. round mtg. holes. All ferrous parts are hot dip galvanized.

Clevis (8 kV)

Cat. No.	Weight (100 pcs)		Std. Pkg.
	lb.	kg	
SW411	125	56.8	20

Add suffix "NI" if insulator is not required. Constructed of 1/8 in. x 3/4 in. curved mild steel, has 3/8 in. diam. swivel type pin C/W No. IB134 insulator, strong 1/4 in. angle bracket, 11/16 in. round mtg. hole. All ferrous parts are hot dip galvanized.

Clevis (8 kV)

Cat. No.	Weight (100 pcs)		Std. Pkg.
	lb.	kg	
SW411S	125	56.8	20

Add suffix "NI" if insulator is not required. Constructed of 1/8 in. x 3/4 in. curved mild steel, has 3/8 in. diam. swivel type pin C/W No. IB134 insulator, strong 1/4 in. bracket, 11/16 in. round mtg. hole. All ferrous parts are hot dip galvanized.