

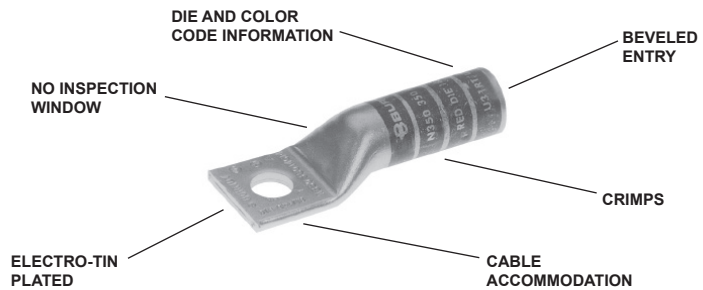
**ONE HOLE HYLUG™  
CODE CONDUCTOR  
LONG BARREL**

**TYPES YA, YA-TC**

**UNINSULATED COPPER  
COMPRESSION TERMINAL**

UL Listed 90° C, Up to 35 kV ♦

45° and 90° angles are available.  
Please contact Customer Service to  
order: 1-800-346-4175



C-19



NOTE: Field bending straight lugs to achieve an angular connection will void UL Listing / CSA Certifications and BURNDY will not be liable for the connection.

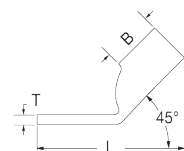
**Features & Benefits**

- No inspection window is ideal for more corrosive environments as the barrel transition is not open
- Barrel is designed with an internal chamfer at the wire entry to ensure smooth insertion of the wire, preventing possible damaging of the wire strands during insertion
- Long barrel allows for an increased number of crimps which will increase the mechanical strength of the connection
- 45° and 90° angular lugs are available, please contact Customer Service
- Electro-tin plated unless otherwise specified to reduce galvanic corrosion (bimetallic) and resist corrosive elements
- Connectors are clearly marked with stamping and barrel color coding

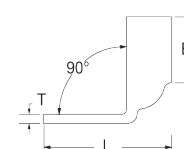
Straight



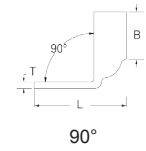
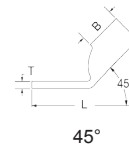
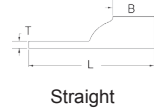
45°



90°



**ONE HOLE HYLUG™  
CODE CONDUCTOR  
LONG BARREL**  
(Continued)



45° and 90° angles available. Please contact Customer Service to order: 1-800-346-4175



**NOTE:** Field bending straight lugs to achieve an angular connection will void UL Listing / CSA Certifications and BURNDY will not be liable for the connection.

C-21

Catalog Number	Conductor		Stud Hole Size	Tongue Width	Figure Dimensions			Dieless (# of crimps)	Installation Tooling				Wire Strip Length							
	AWG	MM <sup>2</sup> ***			(B)	(T)	(L)		Mech.	Hydraulic		Color Code		Die Index						
										MD6, OUR840, MD7-34R	BCT500HS, Y500CTHS				Y35, Y39, Y750 Y46**, PAT750					
YA25TC10	1/0 AWG	—	#10	0.75	1.38	0.12	2.30	MRC840 (4) MY29-3 (2) MY29-11 (2) Y644HSXT (1) Y81KFT (2) Y81KFTMBH (2) PAT81KFT-18V (2)	W25VT (4) W25RT (4) X25RT (4)	W25VT (4) W25RT (4) X25RT (4)	U25RT (2) U2CABT (2)	Pink	12	1-7/16						
YA25			5/16	0.75	1.38	0.13	2.48													
YA25TC38			3/8	0.75	1.38	0.12	2.61													
YA25N			1/2	0.83	1.38	0.11	3.05													
YA26TC14	2/0 AWG	70	1/4	0.83	1.50	0.12	2.58	MRC840 (4) MY29-3 (2) MY29-11 (2) Y644HSXT (1) Y81KFT (2) Y81KFTMBH (2) PAT81KFT-18V (2)	W26VT (4) W26RT (4) X26RT (4)	W26VT (4) W26RT (4) X26RT (4)	U26RT (2)	Black	13	1-9/16						
YA26TC516			5/16	0.83	1.50	0.12	2.65													
YA26			3/8	0.83	1.50	0.12	2.77													
YA26N			1/2	0.83	1.50	0.12	3.21													
YA27	3/0 AWG	—	1/2	0.91	1.50	0.13	3.06	MRC840 (4) MY29-3 (2) MY29-11 (2) Y644HSXT (1) Y81KFT (2) Y81KFTMBH (2) PAT81KFT-18V (2)	W27VT (4) W27RT (4) X27RT (6)	W27VT (4) W27RT (4) X27RT (6)	U27RT (2)	Orange	14	1-9/16						
YA28TC38	4/0 AWG	—	3/8	1.02	1.62	0.14	2.98													
YA28			1/2	1.02	1.62	0.14	3.23	W28VT (4) W28RT (4) X28RT (6)	W28VT (4) W28RT (4) X28RT (6)	U28RT (2)	Purple	15	1-11/16							
YA29	250 kcmil	—	1/2	1.11	1.62	0.16	3.26	MY29-3 (2) MY29-11 (2) Y644HSXT (1) Y81KFT (2) Y81KFTMBH (2) PAT81KFT-18V (2)	W29VT (4) X29RT (8)	W29VT (4) W29RT (4) X29RT (8)	U29RT (2)	Yellow	16	1-11/16						
YA30	300 kcmil	150	1/2	1.20	2.00	0.16	3.69	Y644HSXT (1) Y81KFT (3) Y81KFTMBH (3) PAT81KFT-18V (3)	W30VT (4)	W30VT (4) W30RT (4)	U30RT (4) U28ART (4)	White	17 or 298	2-1/16						
YA30N			1/2	1.20	2.00	0.16	3.88													
YA31	350 kcmil	185	1/2	1.29	2.00	0.18	3.73								W31VT (4)	W31VT (4) W31RT (4)	U31RT (4) U29ART (4)	Red	18 or 324	2-1/16
YA32N	400 kcmil	—	1/2	1.40	2.12	0.19	4.09								W32VT (4)	W32VT (4) W32RT (4)	U32RT (4) U30ART (4)	Blue	19 or 470	2-3/16
YA32			5/8	1.40	2.12	0.19	4.15													

\* Use PUADP-1 adapter with U dies in Y46 HYPRESS™  
 \*\* P-RT die sets for use in Y46 HYPRESS™ only, PUADP-1 adapter not required  
 \*\*\* The MM<sup>2</sup> conductor sizes listed are the recommendations for Class 2 conductor

▲ See tooling section of this catalog for complete tool and die listings. Use ONLY color coded die recommendations for -FX connectors. For nest/indenter system contact factory

• Available undrilled. Add suffix U to catalog number (example: YA25U)  
 ♦ For applications greater than 2000 Volts consult cable manufacturer for voltage stress relief instructions  
 Note: All dimensions shown are for reference only