

Compression Connections

BURNDY®

Copper Compression — Code — Long Barrel — No Inspection Window

FOUR HOLE HYLUG™ CODE CONDUCTOR

TYPE YA

C-46

UL Listed 90° C, Up to 35 kV ♦

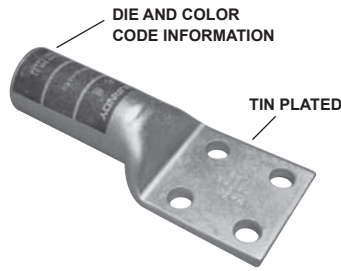
45° and 90° angles are available.

Please contact Customer Service to order:


1-800-346-4175



NOTE: Field bending straight lugs to achieve an angular connection will void UL Listing / CSA Certifications and BURNDY will not be liable for the connection.

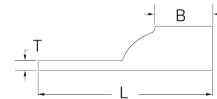


YA-4N

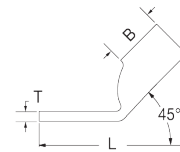


YAB-4N

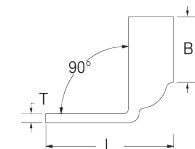
Straight



45°



90°



Features & Benefits

- No inspection window is ideal for more corrosive environments as the barrel transition is not open
- Barrel is designed with an internal chamfer at the wire entry to ensure smooth insertion of the wire, preventing possible damaging of the wire strands during insertion
- Long barrel allows for an increased number of crimps which will increase the mechanical strength of the connection
- Four hole tongue/tang is recommended when space permits as the 4-hole feature minimizes the terminations from loosening or rotating under vibration, movement, or heat cycling
- 45° and 90° angular lugs are available, please contact Customer Service
- Electro-tin plated unless otherwise specified to reduce galvanic corrosion (bimetallic) and resist corrosive elements
- Connectors are clearly marked with stamping and barrel color coding

Catalog Number	Conductor		Stud Hole Size	Stud Hole Spacing	Tongue Width	Tongue Angle	Installation Tooling						Wire Strip Length
	AWG	*** MM ²					Barrel Length	Tongue Thickness	Length (Total)	Hydraulic (Y35, Y39, Y750 Y46*)			
										* **	Color Code	Die Index	
YAB344N	500 kcmil	—	1/2	1.75"	3.00	Straight	2.25	0.25	6.33	U34RT	Brown	20	2-5/16
YAB364N	600 kcmil	—	5/8	1.75"	3.00	Straight	2.69	0.25	6.79	U36RT	Green	22	2-3/4
YAB394N	750 kcmil	—	1/2	1.75"	3.00	Straight	2.88	0.25	7.15	U39RT	Black	24	2-15/16
YA444N	1000 kcmil	500	1/2	1.75"	3.00	Straight	3.00	0.23	7.14	P44RT	White	27	3-1/16
YA454N	1250 kcmil	—	1/2	1.75"	3.00	Straight	3.19	0.30	7.44	P45RT	Yellow	29	3-1/4
YA464N	1500 kcmil	—	1/2	1.75"	3.00	Straight	3.19	0.34	7.55	P46RT	Green	31	3-1/4
YA474N	1750 kcmil	—	1/2	1.75"	2.90	Straight	3.44	0.39	7.89	‡L47RT	Gray	33	3-1/2
YA484N	2000 kcmil	—	1/2	1.75"	3.10	Straight	3.44	0.46	7.98	‡L48RT	Brown	34	3-1/2
YA4864N	2500 kcmil	—	1/2	1.75"	3.46	Straight	4.69	0.52	9.38	‡L486RT	—	—	4-3/4

* Use PUADP-1 adaptor with U dies in Y46 HYPRESS™

** P dies for use with Y46 HYPRESS™ only. PUADP-1 adaptor not required

*** The MM² conductor sizes listed are for Class 2 conductor. For applications greater than 2000 Volts, consult cable manufacturer for voltage stress relief instructions
Available undrilled. Add suffix U to catalog number (example YA444NU)

‡ Requires Y60BHU HYPRESS™

▲ Not UL Listed

Note: All dimensions shown are for reference only