

ECS Selector Switch Control Stations

Explosionproof, Dust-Ignitionproof, Factory Sealed and Non-Factory Sealed





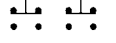




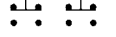
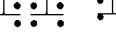

CEC:

Class I, Division 1 and 2, Groups B, C, D

Class II, Division 1 and 2, Groups E, F, G

Class III



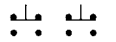
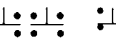

CSA Type 3R, 7BCD, 9EFG







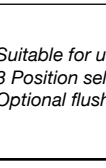
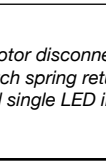
		Description	Left	Diagram Centre	Right	Legend Plate	Catalog Number
Selector Switches ② – Factory Sealed – Cover Assembly Only							
 2 Position	 3 Position	2 Position 2 Circuit		None		Start/Stop	ECSK12
		2 Position 4 Circuit		None		Start/Stop	ECSK35
		3 Position 2 Circuit				Hand/Off/Auto	ECSK102
		3 Position 4 Circuit				Hand/Off/Auto	ECSK345

Key-Operated Selector Switches – Non-Factory Sealed – Cover Assembly Only

Key removable in one position.



2 Position 2 Circuit		None		Start/Stop	ECSKSA82U
3 Position 4 Circuit				Hand/Off/Auto	ECSKSA86U

		Type	Catalog Number	
			Front Operated	Key Operated
Toggle Switches ① ③ – Cover Assembly Only – No Motor Ratings				
		20 Amp 120/277 Vac, Factory Sealed		
 ECSKF1	 ECSKK1	1-Pole	ECSKF1	ECSKK1
		2-Pole	ECSKF2	ECSKK2
		3 Way	ECSKF3W	ECSKK3W
		20 Amp 120/277 Vac, Non-Factory Sealed		
 ECSKF17	 ECSKK17	4 Way	ECSKF4W	ECSKK4W
		20 Amp 347 Vac, Non-Factory Sealed		
		1-Pole	ECSKF17	ECSKK17
		2-Pole	ECSKF27	ECSKK27
 ECSKF13	 ECSKK13	3 Way	ECSKF3W7	ECSKK3W7
		4 Way	ECSKF4W7	ECSKK4W7
		30 Amp 120/277 Vac – Non-Factory Sealed		
 ECSKF13	 ECSKK13	1-Pole	ECSKF13	ECSKK13
		2-Pole	ECSKF23	ECSKK23
		3 Way	ECSKF3W3	ECSKK3W3
		3-Pole	ECSKF33	ECSKK33

① Suitable for use as a motor disconnect.

② 3 Position selector switch spring return from right: add suffix **-S634**. 3 Position selector switch spring return from left: add suffix **-S635**.

③ Optional flush mounted single LED indicator light - add suffix **-LED**.