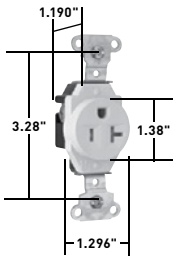
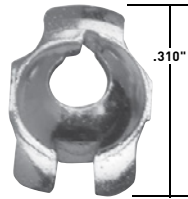


STRAIGHT BLADE RECEPTACLES


Tamper-Resistant Construction Grade Receptacles & Shim-Lock 15 & 20A, 125V



TR5351LA



Shim-Lock

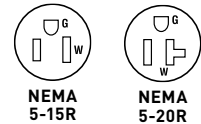


Features

- Dual mechanical shutter system to help prevent insertions of foreign objects.
- Two drive screws anchor strap to back body and face where abrupt removal torque is greatest.
- Heavy-duty, corrosion-resistant zinc-plated steel strap for added strength.
- Backed-out tri-drive steel terminal screws. Internal screw-pressure-plate back and side wire capability. Two back wire holes for increased wiring flexibility.
- One-piece brass triple-wipe power contacts for lasting retention.

CATALOG NUMBER	RATING		COLOR	NEMA CONFIG. NO.	3rd PARTY COMPLIANCE		
	A.	V.			UL498	FSUL WC596	C22.2 No. 42
TAMPER-RESISTANT SINGLE RECEPTACLES BACK & SIDE WIRE							
TR5251I	15	125	Ivory	5-15R	•	•	•
TR5251W	15	125	White	5-15R	•	•	•
TR5251	15	125	Brown	5-15R	•	•	•
TR5251LA	15	125	Light Almond	5-15R	•	•	•
TR5351I	20	125	Ivory	5-20R	•	•	•
TR5351W	20	125	White	5-20R	•	•	•
TR5351	20	125	Brown	5-20R	•	•	•
TR5351LA	20	125	Light Almond	5-20R	•	•	•

2 Pole, 3 Wire



Features

- One Shim-Lock provides a device adjustment depth range between 1/8" and 3/4".
- An inexpensive and quick fix for floating installations.
- Provides a perfect flush mount every time, regardless of the wallboard, tile or panel condition.
- Made of steel and finished with clear zinc chromate plating.

CATALOG NUMBER	DIMENSIONS	QTY. PER PACKAGE
SHIM-LOCK		
SHL20	Length: .310", Screw Opening: #6	20
SHL100	Length: .310", Screw Opening: #6	100

For Bulk Packaging Solutions consult factory.

All devices listed on this page conform to NEMA WD-1 and WD-6.


DEVICES & WALL PLATES

Color Selection Chart

Devices & Plastic Wall Plate Colors



Ivory Light Almond White Green Antique Brass Dark Bronze Nickel




Black Blue Brown Gray Orange Red

See specific device and wall plate catalog charts for particular color availabilities.

Metal Wall Plates

Metal Finish




Aluminum Brass (Brushed) Polished Brass Stainless Steel Brushed Bronze Chrome

Custom Metal Wall Plates Paint Finish Colors

Paint Color



Orange Green Gray Yellow Glossy Black Brown White



Primer Red Pink Flat Black Ivory Light Almond Blue

To order custom metal wall plates, see Pages P-40 – P-44.

For additional colors consult factory.