

# UNIDUCT® 2700 SERIES RACEWAYS

## Ordering Information

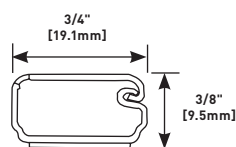
### Uniduct® 2700 Series Raceway Wire Fill Capacities for Communications

	CABLE/WIRE SIZE	O.D. (Approx. Dia.)		40% FILL
		Inches	[mm]	
UNSHIELDED TWISTED PAIR	4-pair, 24 AWG, Cat 3	0.190	[4.8]	2
	4-pair, 24 AWG, Cat 5e	0.210	[5.3]	1
	4-pair, 24 AWG, Cat 6	0.250	[6.3]	1
	4-pair, 24 AWG, Cat 6a*	0.354	[9.0]	0
	25-pair, 24 AWG	0.410	[10.4]	0
COAXIAL	RG6/U	0.270	[6.9]	1
FIBER	ZipCord	0.118 x 0.236	[3 x 6]	2
	Round 4 Strand Fiber	0.187	[4.8]	2
	Round 6 Strand Fiber	0.256	[6.5]	1

**NOTE: For additional information, refer to the Technical Section.**

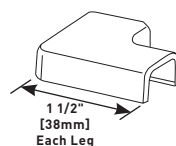
\* Category 6 augmented (6a) cable for 10 gigabit ethernet – max allowed cable diameter per addenda No. 11 ANSI TIA/EIA 568-B.2.

### 2700, 2700L8 One-Piece Latching Raceway Cover



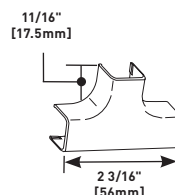
Co-extruded design, smooth plastic 2700L8 finish with adhesive backing. Available in [1.8m] length, packed 120' [36.6m] per carton. 2700L8 available in 8' [2.44m] length, packed 160' [48.8m] per carton. Also available in white (2700-WH, 2700L8-WH).

### 2700, 2700L8 One-Piece Latching Raceway Cover



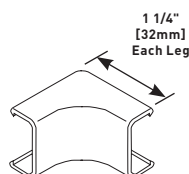
Makes right angle turns in 2700 Series Raceway on same surface. Also available in white (2711-WH).

### 2715 Tee



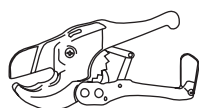
For branching of raceway running at right angles. Also available in white (2715-WH).

### 2717 Internal Elbow



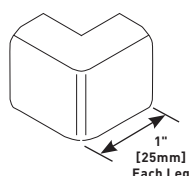
Makes right angle turns around internal corners. Also available in white (2717-WH).

### PVC-1 PVC Raceway Cutter



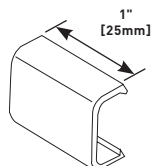
Regular duty cutter. Ideal for use with small nonmetallic raceways.

### 2718 External Elbow



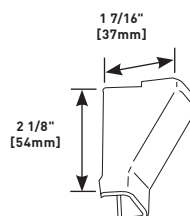
Makes right angle turns around external corners. Also available in white (2718-WH).

### 2706 Cover Clip



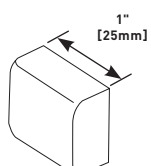
Covers seam where two pieces of 2700 Series Raceway Cover come together. Also available in white (2706-WH).

### 2786 Drop Ceiling Connector



Conceals cables dropped from ceiling into the 2700 Series Raceway. Also available in white (2786-WH).

### 2710B Blank End Fitting



Closes off open end of 2700 Series Raceway. Also available in white (2710B-WH).

**NOTE: Device Boxes for Uniduct 2700 Series Raceway can be found on pages located at the end of this product section.**

# 400, 800, 2300 & 2300D SERIES™ RACEWAYS

## Ordering Information

### 400 Series Raceway Wire Fill Capacities for Communications

	CABLE/WIRE SIZE	O.D. (Approx. Dia.)		40% FILL
		Inches	[mm]	
UNSHIELDED TWISTED PAIR	4-pair, 24 AWG, Cat 3	0.190	[4.8]	1
	4-pair, 24 AWG, Cat 5e	0.210	[5.3]	1
	4-pair, 24 AWG, Cat 6	0.250	[6.3]	1
	4-pair, 24 AWG, Cat 6a*	0.354	[9.0]	0
	25-pair, 24 AWG	0.410	[10.4]	0
COAXIAL	RG6/U	0.270	[6.9]	0
FIBER	ZipCord	0.118 x 0.236	[3 x 6]	1
	Round 4 Strand Fiber	0.187	[4.8]	1
	Round 6 Strand Fiber	0.256	[6.5]	1

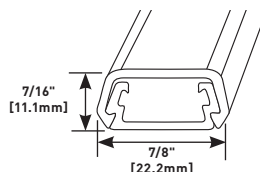
### 400 Series Raceway Wire Fill Capacities for Power

WIRE SIZE THHN/THWN	O.D.		NO. OF CONDUCTORS
	Inches	[mm]	
14 AWG	0.111	[2.8]	5
12 AWG	0.130	[3.3]	3
10 AWG	0.164	[4.2]	0

**NOTE:** For additional information, refer to the Technical Section.

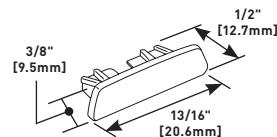
\* Category 6 augmented (6a) cable for 10 gigabit ethernet – max allowed cable diameter per addenda No. 11 ANSI TIA/EIA 568-B.2.

### 400BAC Raceway Base and Cover



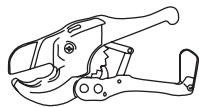
Low-profile, two-piece raceway with durable, textured PVC ivory or white finishes. Available in 5' [1.52m] lengths. Packed 100' [30.5m] per carton. Supplied with wide adhesive tape along its entire length. Also available in white (400BAC-WH).

### 410B Blank End Fitting



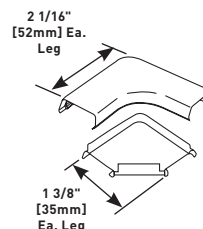
For closing open end of 400BAC Series Raceway. Also available in white (410B-WH).

### PVC-1 PVC Raceway Cutter



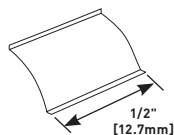
Regular duty cutter. Ideal for use with small nonmetallic raceways.

### 411 Flat Elbow



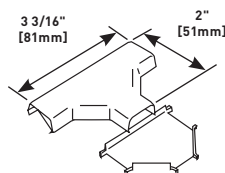
For right angle turns on same surface. Also available in white (411-WH).

### 400WC Wire Clip



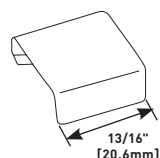
For holding conductors in place.

### 415 Tee



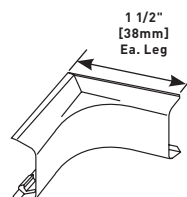
For branching of raceway running at right angles. Also available in white (415-WH).

### 406 Cover Clip




For covering joint where two pieces of 400BAC Series Raceway Cover come together. Also available in white (406-WH).

### 417 Internal Elbow



For right angle turns around internal corners. Also available in white (417-WH).

## 300 SERIES™ DUCT



300 Series™ Duct conceals electrical cords and low voltage wiring. With a full complement of fittings and adhesive backing, 300 Series Duct is easy-to-install and paintable so that it blends with any decor.

## CODE REFERENCE

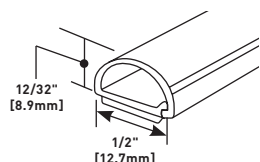
300 Series Duct is not UL Listed and is designed only for use in protecting electrical cords, low voltage wiring and cabling.

## COLOR OPTIONS

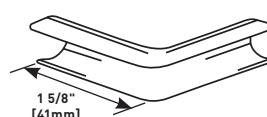


300 Series™ Duct is available in an ivory finish and is paintable using latex paint.

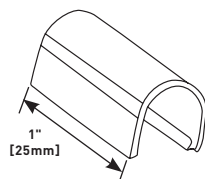
## 300 Series Faceplates Ordering Information

**300** Duct

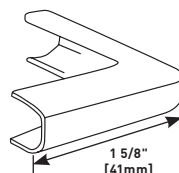
One-piece latching duct. 5' [1.5m] strip extruded from rigid natural PVC. Adhesive back. Smooth texture ivory.

**317** Internal Elbow

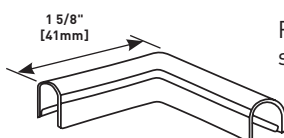
For right angle turns around internal corners.

**306** Coupling

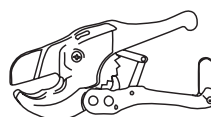
For joining strips of 300 Series duct.

**318** External Elbow

For right angle turns around external corners.

**311** Flat Elbow

For right angle turns on the same surface.

**PVC-1** Raceway Cutter

Regular duty cutter. Ideal for use with small nonmetallic raceways.