

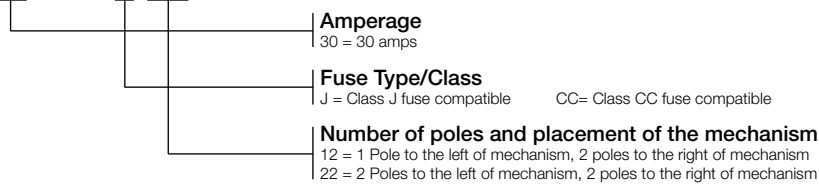
Selection information

Disconnect
switches
Fusible

Standard part number designation ①

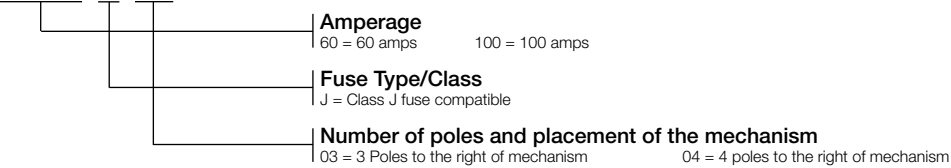
Fusible OS Switches (30A)

OS 30 F A J 22 F



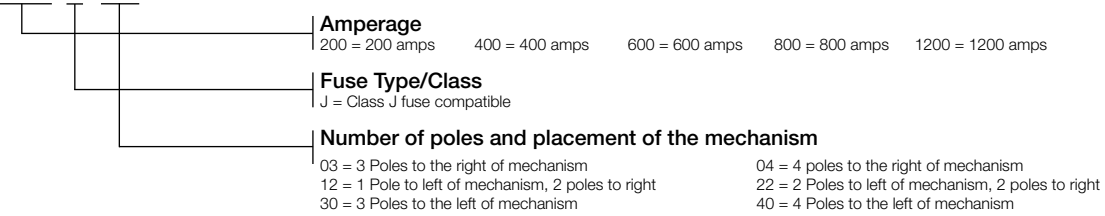
Fusible OS Switches (60 to 100A)

OS 100G J 03



Fusible OS Switches (200A and above)

OS 200 J 04 F



Pistol Handles

O H B 65 J 6 E011



① Part designation keys are provided for reference only. Not all variations or configurations are available.

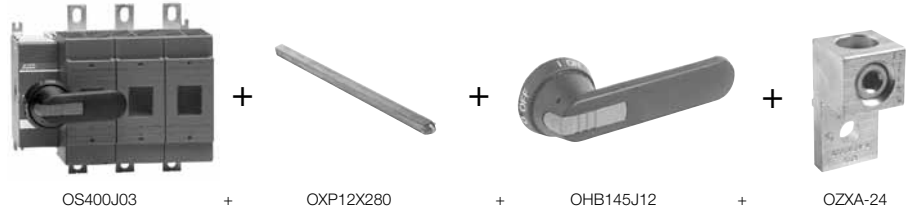
Base & DIN rail mounted 30 – 1200A

For a complete assembly, please select one of each:

- 1 switch (page 19.22)
- 1 handle (page 19.30)
- 1 shaft (page 19.32)
- 1 terminal lug kit (page 19.34)

NOTE: For additional accessories, see pages 19.29 - 19.42.

(Only required for 100A & above.)



	UL general purpose amp rating	UL Fuse Type 600V	2 Pole	3 Pole	4 Pole
			Catalog number	Catalog number	Catalog number
UL 98	30	J CC ①	— —	OS30FAJ12 OS30FACC12	OS30FAJ22F OS30FACC22F
	60	J	—	OS60GJ12 ② OS60GJ03	OS60GJ22F
	100	J	—	OS100GJ12 ② OS100GJ03 ②	OS100GJ04F
	200	J	OS200J02	OS200J03 OS200J30 OS200J12	OS200J04F OS200J13F OS200J22F
	400	J	OS400J02	OS400J03 OS400J30 OS400J12	OS400J04F
	600	J	OS600J02	OS600J03 OS600J30 OS600J12	OS600J04F
	800	L	OS800L02	OS800L03	OS800L04F
	1200	L	OS1200L02	OS1200L03	OS1200L04F

① Rejection style fuses only.
② Din Rail Mountable: 60A & 100A requires Din Rail Adapter OSGZD1