


# STRAIGHT BLADE PLUGS & CONNECTORS

MaxGrip® M<sup>3</sup> 2 Pole, 3 Wire Grounding 15 & 20A, 125 & 250V


## PS5965Y & PS5969Y Maxgrip® M<sup>3</sup>

- A. Enclosed terminals** provide solid, internally-clamped connections.
- B. Molded finger grips** promote safe, sure handling.
- C. Self-hinge** swings wide open to make quick, easy work of tight, clean connections. Insert conductors into terminals and tighten terminal screws; close hinge housing around cord and tighten housing screws.
- D. Tough nylon construction** with crush/impact resistance that exceeds hospital grade and Fed Spec requirements; arc resistance exceeds UL requirements.

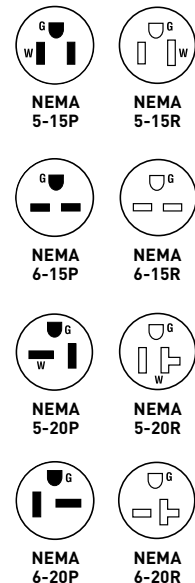


**Hospital Grade** version displays the Hospital Grade green dot.

**High-visibility yellow and orange, or gray.**




CATALOG NUMBER	RATING		DESCRIPTION	CORD DIAMETER	NEMA CONFIG. NO.	3rd PARTY COMPLIANCE	
	A.	V.				cULus	FSUL WC596
<b>HOSPITAL GRADE MAXGRIP® M<sup>3</sup></b>							
PS8115	15	125	Hospital Grade Plug, Gray	.230"-.720"	5-15P	•	•
PS8119	15	125	Hospital Grade Connector, Gray	.230"-.720"	5-15R	•	•
<b>MAXGRIP M<sup>3</sup></b>							
PS5965Y	15	125	Plug, Yellow	.230"-.720"	5-15P	•	•
PS5965GRY	15	125	Plug, Gray	.230"-.720"	5-15P	•	•
PS59650	15	125	Plug, Orange	.230"-.720"	5-15P	•	•
PS5965BK	15	125	Plug, Black	.230"-.720"	5-15R	•	•
PS5969Y	15	125	Connector, Yellow	.230"-.720"	5-15R	•	•
PS5969GRY	15	125	Connector, Gray	.230"-.720"	5-15R	•	•
PS59690	15	125	Connector, Orange	.230"-.720"	5-15R	•	•
PS5969BK	15	125	Connector, Black	.230"-.720"	5-15R	•	•
PS5364Y	20	125	Plug, Yellow	.230"-.720"	5-20P	•	•
PS5364GRY	20	125	Plug, Gray	.230"-.720"	5-20P	•	•
PS5369Y	20	125	Connector, Yellow	.230"-.720"	5-20R	•	•
PS5369GRY	20	125	Connector, Gray	.230"-.720"	5-20R	•	•
PS5666Y	15	250	Plug, Yellow	.230"-.720"	6-15P	•	•
PS5669Y	15	250	Connector, Yellow	.230"-.720"	6-15R	•	•
PS5464Y	20	250	Plug, Yellow	.230"-.720"	6-20P	•	•
PS5469Y	20	250	Connector, Yellow	.230"-.720"	6-20R	•	•




# DEVICES & WALL PLATES

## Color Selection Chart

### Devices & Plastic Wall Plate Colors



Ivory    Light Almond    White    Green    Antique Brass    Dark Bronze    Nickel




Black    Blue    Brown    Gray    Orange    Red

See specific device and wall plate catalog charts for particular color availabilities.

### Metal Wall Plates


Metal Finish




Aluminum    Brass (Brushed)    Polished Brass    Stainless Steel    Brushed Bronze    Chrome

### Custom Metal Wall Plates Paint Finish Colors

Paint Color



Orange    Green    Gray    Yellow    Glossy Black    Brown    White



Primer    Red    Pink    Flat Black    Ivory    Light Almond    Blue

To order custom metal wall plates, see Pages P-40 – P-42.  
**For additional colors consult factory.**