


# INDUSTRIAL SPEC GRADE TURNLOK® LOCKING DEVICES

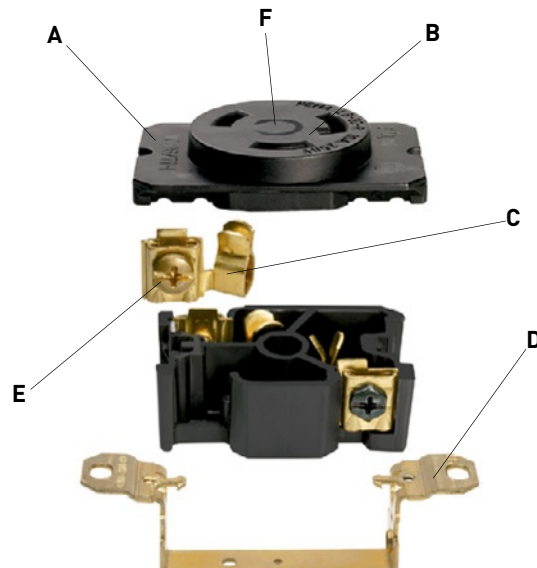
## L630C & L630P Connector & Plug

- A. Raised ribs** provide non-slip gripping profile for turning to lock and unlock.
- B. Quick-thread assembly screws** and cord-grip screws come backed-out, ready-to-wire.
- C. Industrial-strength, brass alloy plug blades**, and connector contacts resist heat rise, provide excellent conductivity.
- D. Rounded back contour** reduces snags and hang-ups on the job site.
- E. Impact- and corrosion-resistant** durable nylon 6 shell material.
- F. Integral flexible rubber cord grommet** conforms to and seals around SO cord to provide protection from oils, water, or chips entering wiring chamber.
- G. New-design external cord grips** provide visible assurance of safe and proper cord retention.
- H. Scallop shell design** provides non-slip gripping surface for insertion and withdrawal.
- I. Double dovetail design** provides superior protection against cord pull-out forces.
- J. Visible stamped NEMA configuration and device rating.**



## L630R Receptacles

- A. Compact, impact-resistant nylon face and body** are ultrasonically welded together for unrivaled strength.
- B. Clearly marked NEMA configuration, rating, and third party listing** on each unit's face.
- C. One-piece, high-grade brass contacts** offer excellent conductivity and heat-rise resistance.
- D. Single-piece, solid brass mounting strap** is free of easily loosened rivets found on other brands.
- E. Side and external screw-pressure-plate back wire capability.** Accepts #14 - #10 AWG.



**F. P&S Turnlok Receptacles.** Voltage color coding on the outside. Proven designs and quality materials on the inside. Any way you look at them, they're the standard of the industry.



# INDUSTRIAL SPEC GRADE TURNLOK® LOCKING DEVICES

## NEMA Configurations

### Locking Plugs & Receptacles

	15 AMPERE		20 AMPERE		30 AMPERE		
	RECEPTACLE	PLUG	RECEPTACLE	PLUG	RECEPTACLE	PLUG	
<b>2 POLE, 2 WIRE NON-GROUNDING</b>							
125V	L1						
	L2						
250V							
<b>2 POLE, 3 WIRE GROUNDING</b>							
125V	L5						
	L6						
250V							
277VAC	L7						
	L24						
347VAC							
480VAC	L8						
	L9						
600VAC							
<b>3 POLE, 3 WIRE NON-GROUNDING</b>							
125/250V	L10						
	L11						
3ø250V							
3ø480V	L12						
	L13						
3ø600V							
<b>3 POLE, 4 WIRE GROUNDING</b>							
125/250V	L14						
	L15						
3ø250V							
3ø480V	L16						
	L17						
3ø600V							
<b>4 POLE, 4 WIRE NON-GROUNDING</b>							
3øY 120/208V	L18						
	L19						
3øY 277/480V							
3øY 347/600V	L20						
<b>4 POLE, 5 WIRE GROUNDING</b>							
3øY 120/208V	L21						
	L22						
3øY 277/480V							
3øY 347/600V	L23						

### Midget – Locking

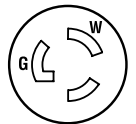
	15 AMPERE		
	RECEPTACLE	PLUG	
<b>2 POLE, 2 WIRE NON-GROUNDING</b>			
125V	ML1		
<b>2 POLE, 3 WIRE GROUNDING</b>			
125V	ML2		
<b>3 POLE, 3 WIRE NON-GROUNDING</b>			
125/250V	ML3		

### Labels & Their Meaning

X, Y, Z	Hot Lead
W	Neutral Lead
G	Grounding Lead

#### Open Slots

Indicate receptacle configurations (female).



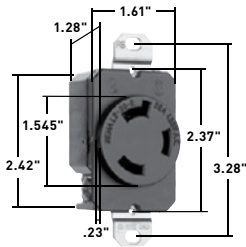
#### Closed Slots

Indicate plug blade configurations (male).




# INDUSTRIAL SPEC GRADE TURNLOK® LOCKING DEVICES


30 Amp NEMA L830 & L930 2 Pole, 3 Wire 30A, 480 & 600V



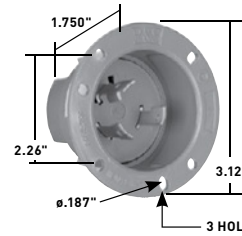
30A Receptacle




30A Connector



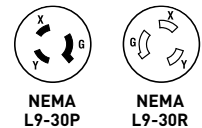
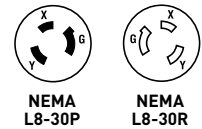
30A Plug



30A Flanged Inlet & Outlet



CATALOG NUMBER	RATING		DESCRIPTION/COLOR	CORD DIAMETER	NEMA CONFIG. NO.	3rd PARTY COMPLIANCE		
	A.	V.				UL498	FSUL WC596	CSA
<b>RECEPTACLES</b>								
L830R	30	480	Single Receptacle		L8-30R	•	•	•
L930R	30	600	Single Receptacle		L9-30R	•	•	•
<b>CONNECTORS IP20 SUITABILITY</b>								
L830C	30	480	Black Back, White Front Body	.225"-1.150"	L8-30R	•	•	•
L930C	30	600	Black Back, White Front Body	.225"-1.150"	L9-30R	•	•	•
<b>PLUGS IP20 SUITABILITY</b>								
L830P	30	480	Black Back, White Front Body	.225"-1.150"	L8-30P	•	•	•
L930P	30	600	Black Back, White Front Body	.225"-1.150"	L9-30P	•	•	•
<b>FLANGED INLETS &amp; OUTLETS</b>								
L830FI	30	480	Gray Inlet		L8-30P	•		•
L830FO	30	480	Gray Outlet		L8-30R	•		•
L930FI	30	600	Gray Inlet		L9-30P	•		•
L930FO	30	600	Gray Outlet		L9-30R	•		•



Reference Pages G-38 and G-39 for Accessories.

CATALOG NUMBER	DESCRIPTION	COLOR
<b>WEATHERPROOF COVER</b>		
WPG2	Cover for 20 and 30A Turnlok Flanged Inlets and Outlets	Gray
<b>STAINLESS STEEL WALL PLATE</b>		
SS720	Wall Plate for Locking Receptacles	302/304 S/S



SS720