

STRAIGHT BLADE RECEPTACLES

Power Outlet Receptacles & Plugs 20, 30, 50, & 60A

RATING		RECEPTACLE/PLUG CONFIGURATION & NEMA NO.							
A.	V.		FLUSH RECEPTACLE	WALL PLATE <small>*For 2 screw mounting **For 4 screw mounting</small>	SURFACE RECEPTACLE	PLUG	ANGLE PLUG	CONNECTOR	
		CATALOG NUMBERS							
2 POLE, 3 WIRE GROUNDING									
30	125	5-30		3802 § AL/CU	1-Gang: TP724* 2-Gang: SS702* 2-Gang: TP703**		D0531 .57"-1.26"		D0533 .57"-1.26"
30	125	NEMA TT30		3830 AL/CU	1-Gang: TP724* 2-Gang: SS702* 2-Gang: TP703**				
For recreational vehicles.									
30	250	6-30		3801 AL/CU	1-Gang: TP724* 2-Gang: SS702* 2-Gang: TP703**		D0631 .57"-1.26"	3869	D0633 .57"-1.26"
50	125	5-50					D0551 .57"-1.26"		D0553 .57"-1.26"
50	250	6-50		3804 § AL/CU	1-Gang: TP724* 2-Gang: SS702* 2-Gang: TP703**	3852 # AL/CU	D0651 .57"-1.26"	3869	D0653 .57"-1.26"
3 POLE, 3 WIRE NON-GROUNDING									
30	125/250 Dryer	10-30		3860 AL/CU	1-Gang: TP724* 2-Gang: SS702* 2-Gang: TP703**	388 AL/CU	1031	3861	
50	125/250 Range	10-50		3890 § AL/CU	1-Gang: TP724* 2-Gang: SS702* 2-Gang: TP703**	385 AL/CU	1051 .57"-1.26"	3861	1053 .32"-.91"
3 POLE, 4 WIRE GROUNDING									
20	125/250	14-20		3820	1-Gang: SS7*				
30	125/250 Dryer	14-30		3864 AL/CU 3864NA †	2-Gang: SS702* 2-Gang: TP703**	3884 #/388440‡ AL/CU	1431 .57"-1.26"	5746AN 3867	
30	3ø, 250	15-30		5740 AL/CU	2-Gang: SS702* 2-Gang: TP703**			5741AN	
50	125/250 Range	14-50		3894 § AL/CU 3894NA †	2-Gang: SS702* 2-Gang: TP703**	3854 #/385440‡ AL/CU	1451 .57"-1.26"	5745AN 3867	
50	3ø, 250	15-50		5750 AL/CU	2-Gang: SS702* 2-Gang: TP703**			5751AN	
60	3ø, 250	15-60		5760 AL/CU	2-Gang: SS702* 2-Gang: TP703**		8462N	5761AN	
4 POLE, 4 WIRE NON-GROUNDING									
20	3øY, 120/208	18-20		3822	1-Gang: SS7*		7251DF .35"-1.05"		
60	3øY, 120/208	18-60		3870 § AL/CU	2-Gang: SS701**		D1861 .57"-1.26"	8302AN	

‡ In bulk pack of 40 with plastic snap-in wire clamp.

§ Up to #3 AWG aluminum conductors.

Up to #4 AWG aluminum conductors.

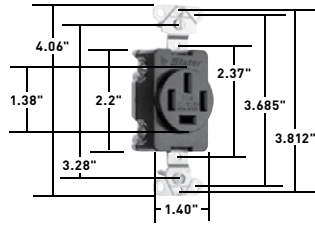
For further information consult Wall Plate Section P (for Stainless Steel versions of TP724 and TP703, refer to Pages P-14 and P-15).

† NAFTA-Compliant Receptacles are ideal for use on projects subject to the provisions of the Buy American Act.

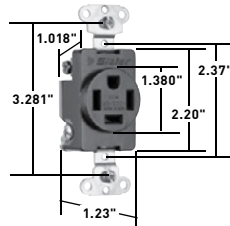
All devices listed on this page conform to NEMA WD-1 and WD-6.

STRAIGHT BLADE RECEPTACLES

Power Outlet Receptacles & Plugs 20, 30, 50, & 60A



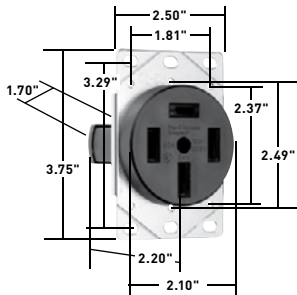
3822



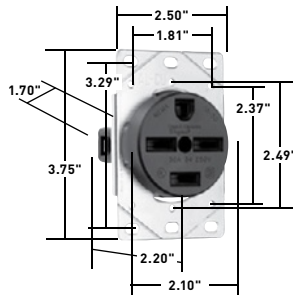
3820



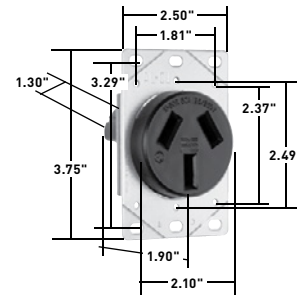
**385 3854
388 3884
3852**




3870




**3801 3802
3804 3864
3894 5740
5750 5760**




**3830
3860
3890**




3861




3867



3869



**5741AN 5751AN
5745AN 5761AN
5746AN 8302AN**




7251DF

STRAIGHT BLADE RECEPTACLES

STRAIGHT BLADE PLUGS & CONNECTORS

IP20
Suitability

Miscellaneous Configurations



CATALOG NUMBER	RATING		DESCRIPTION	CORD DIAMETER	NEMA CONFIG. NO.	3rd PARTY COMPLIANCE		
	A.	V.				UL498	FSUL WC596	CSA C22.2 No. 42
2 POLE, 3 WIRE GROUNDING								
43379	30	125	Angled Plug, Yellow		5-30P	•		
43399	50	125	Angled Plug, Yellow		5-50P	•		
3869	30/50	250	Angled Plug, Black	.56"-1.1"	6-30P/6-50P	•		
3 POLE, 3 WIRE NON-GROUNDING								
3861	30/50	125/250	Angled Plug, Black	.56"-1.1"	10-30P/10-50P	•		•
9977	20	125/250	Plug, Nylon		10-20P	•		
7088	20	125/250	Connector, Armored		10-20R			
3 POLE, 4 WIRE GROUNDING								
5746AN	30	125/250	Angled Plug, Yellow		14-30P	•		•
5741AN	30	3ø, 250	Angled Plug, Yellow		15-30P	•		•
5745AN	50	125/250	Angled Plug, Yellow		14-50P	•		•
14629	60	125/250	Angled Plug, Yellow		14-60P	•		•
5751AN	50	3ø, 250	Angled Plug, Yellow		15-50P	•		•
5761AN	60	3ø, 250	Angled Plug, Yellow		15-60P	•		•
3867	30/50	125/250	Angled Plug, Black	.56"-1.1"	14-30P/14-50P	•		•
4 POLE, 4 WIRE NON-GROUNDING								
7251DF	20	3øY, 120/208	Plug, Yellow	.365"-.775"	18-20P	•	•	
8302AN	60	3øY, 120/208	Angled Plug, Yellow		18-60P	•		

