

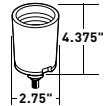
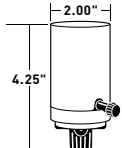
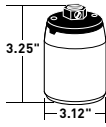
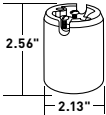
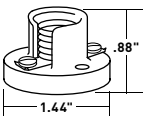
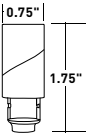
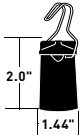
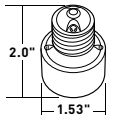
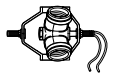
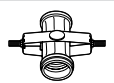


ELECTRICAL ACCESSORIES

Incandescent Lampholders & Household Devices

MEDIUM BASE LAMPHOLDERS							
	CATALOG NUMBER	RATING		DESCRIPTION	COLOR	UL	CSA
		4017CC10	660W	250V	Medium base, single-to-twin.		•
	4063CC10	250W	250V	Medium base, turn knob, 3 way.		•	•
	4155	660W	250V	Candle socket, bottom turn knob, one piece, phenolic body.	Black	•	
MOGUL BASE LAMPHOLDERS							
	8601	750W	250V	Mogul base, porcelain, removable turn knob, 2 circuits, hickey tapped 1/4" IPS x 7/8" high.	White	•	
	8678	1500W	600V	Mogul base, porcelain, keyless, single circuit, 1/4" IPS 13/16" hexagon x 9/16" high with screw set.	White	•	•
	8694	1500W	600V	Mogul base, porcelain, screw terminals, keyless, single pole with bushings, 4KV pulse rated.	White	•	
PONY CLEAT TYPE LAMPHOLDERS							
	10020	75W	125V	Pony cleat type, plastic, miniature base.	White		
	10028	75W	125V	Pony cleat type, plastic, candelabra base.	White		
CANDELABRA BOX LAMPHOLDERS							
	10027	75W	125V	Candelabra base, keyless, screw terminals, solid hickey, overall height 1-1/2", paperboard sleeve.		•	
TEMPORARY LIGHTING DEVICES							
	43308	660W	250V	Medium base, phenolic, pin type hook supplied, for temporary use.	Black	•	
SOCKET EXTENSIONS/CLUSTERS							
	2005	660W	250V	Socket extensions, medium-to-medium, one piece porcelain, 1.25" extension.	White	•	•
	2006	660W	250V	Socket extensions, medium-to-medium, one piece phenolic, 1.1875" extension.	White	•	•
	341DU4	660W	250V	Medium base, multi-lampholder cluster, 3 lights 1/8" IPS male (top & bottom), 2 wire leads (18 AWG) 6.5" long.	Black		
	4015D4F	660W	250V	Medium base, multi-lampholder cluster, 2 lights 1/8" IPS male (top & bottom).	Black		

All devices listed on this page conform to NEMA WD-1 and WD-6.