

500® & 700® SERIES RACEWAY



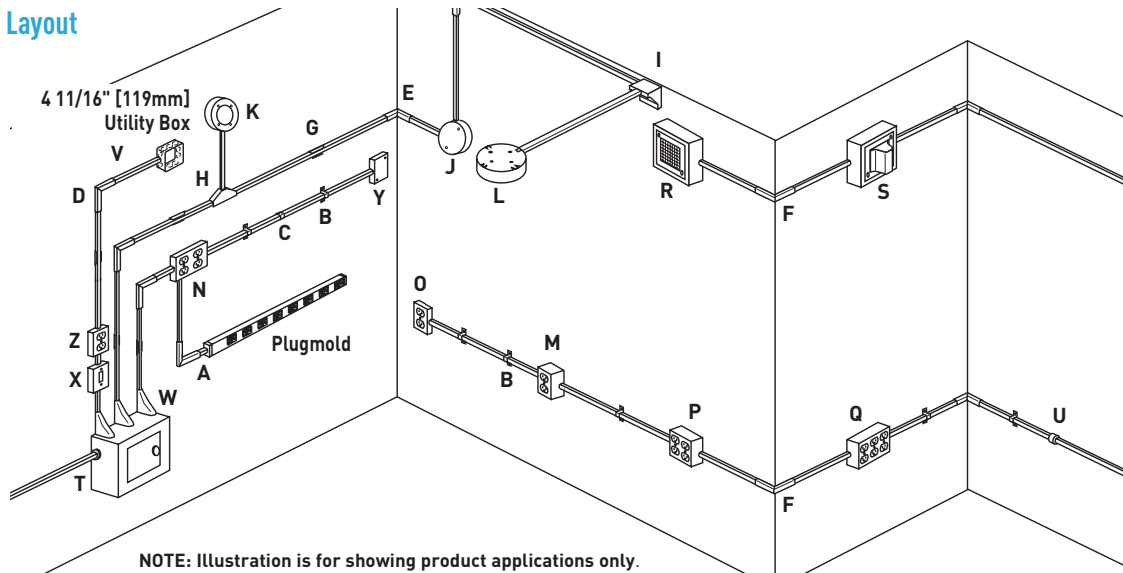
One-piece, single-channel raceway. Easy-to-install and ideal for basic power or communication/low voltage installations. Provides low profile appearance that blends with any decor.

CODE REFERENCE

cULus Listed Raceway:
File E4376 Guide RJBT.

Fittings:
File E41751 Guide RJPR.
Meets Article 386 of NEC.
Meets Section 12-1600 of CEC.

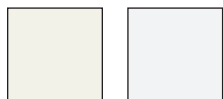
System Layout



KEY

- | | | | |
|---------------------------|---------------------------------------|---|--------------------------------------|
| A. 2089E Reducing Fitting | I. 5719 Corner Box | P. 5748-2 Two-Gang Device Box | V. 5785 Combination Connector |
| B. 504 Mounting Strap | J. 5734A Utility Box | Q. 5748-3 Three-Gang Device Box | W. V5786 Adjustable Offset Connector |
| C. 506 Cover Clip | K. 5738 Fixture Box Solid Base | R. 5752 Alarm Device Box | X. 57240 Single Pole Switch and Box |
| D. 511 Flat Elbow | L. V5739 Fixture Box Solid Base | S. 5753 Extra Deep Alarm Device Box | Y. 57242 Utility Box |
| E. 517 Internal Elbow | M. 5744 Extra Deep Device Box | T. 5781 Box Connector | Z. 57243G Duplex Receptacle and Box |
| F. 518 External Elbow | N. 5747-2 Two-Gang Shallow Device Box | U. 5782 1/2" Trade Size Conduit Connector | |
| G. 5703 Supporting Clip | O. 5748S Shallow Device Box | | |
| H. 5715 Tee | | | |

COLOR OPTIONS



500° and 700° Series Raceway Part Numbers with a "V" prefix have an ivory finish. Part Numbers with a "WH" suffix have a white finish. Some Device Boxes used in safety applications are also available with a red painted finish.

Custom color options are also available. Consult the factory for more information.

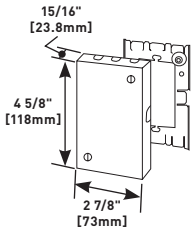
500® & 700® SERIES RACEWAY

500 & 700 Series Raceways Interconnectivity Fittings

CONNECTION REQUIRED		USE CATALOG NUMBER
FROM	TO	
500 Series, 700 Series Raceway	1500 Series Raceway	1517B
500 Series Raceway	Side of 2000 Series Raceway	V2089
500 Series Raceway	End of 2000 Series Raceway	V2089E
Existing Outlet	500 or 700 Series Raceway	V5751
Panel Box	500 or 700 Series Raceway	V5786
1/2" trade size Conduit or Armored Cable	500 or 700 Series Raceway	5782, V5784
3/4" trade size Conduit or Armored Cable	500 or 700 Series Raceway	5782A
Boxes with 1/2" trade size KOs	500 or 700 Series Raceway	5781, V5785
Boxes with 3/4" trade size KOs	500 or 700 Series Raceway	5781A
3" [76mm] or 4" [102mm] Ceiling Boxes	500 or 700 Series Raceway	V5737, V5737A, V5739
Single-Gang Outlet Box	Two-Gang Surface Box	V5735, V5744-2, V5744S-2, V5747-2, V5748-2
14/2, 14/3, 12/2, 12/3 Armored Cable	500 or 700 Series Raceway	5790B
1/2" trade size EMT	5700 Series Boxes	5791

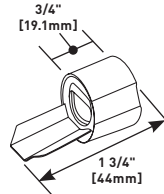
500 & 700 Series Raceway Fittings Ordering Information (continued)

V5760 Blank Extension Box



Extension for existing flush switch and receptacle boxes to blank original outlet. Closed base version available as a special order.

5782, 5782A Conduit Connector (Galvanized)



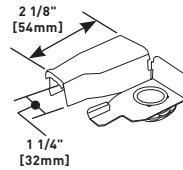
Interior threaded female connector for connecting raceway to conduit. When used with 700 Series Raceway, break out crescent twistout in connector. **5782** has 1/2" trade size conduit opening and **5782A** has 3/4" trade size conduit opening.

5780 Special Nipple (Galvanized)



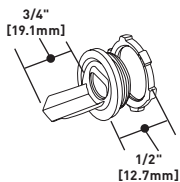
For hanging either 3/8" [9.5mm] or 1/2" [12.7mm] fixtures to Wiremold fittings with 1/2" trade size KOs. Has female 3/8" [9.5mm] pipe thread inside and male 1/2" [12.7mm] pipe thread outside.

V5783 Elbow Box Connector



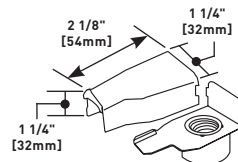
Connects raceway at right angles to conduit boxes or panel boxes that have 1/2" trade size conduit KOs. When used with 700 Series Raceway, break out crescent twistout in cover.

5781, 5781A Box Connector (Galvanized)



Male connector for connecting raceway to conduit boxes or panel boxes that have KOs for conduit. Can also be used with conduit type fittings. When used with 700 Series Raceway, break out crescent twistout in connector. **5781** has 1/2" trade size conduit opening and **5781A** has 3/4" trade size conduit opening.

V5784 Elbow Box Connector



Connects raceway at right angles to 1/2" trade size conduit or armored cable connectors. When used with 700 Series Raceway, break out crescent twistout in cover.

WIREMOLD



V500®/V700®/700WH Steel Raceway

One-Piece Surface Steel Raceway



Deal for surface mounting small amounts of electrical wiring or communication cables. These rugged raceways offer a low profile appearance which blend with any decor. V500, V700, and 700WH come in our exclusive ScuffCoat™ finish.




V500 and V700.

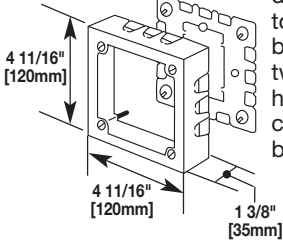
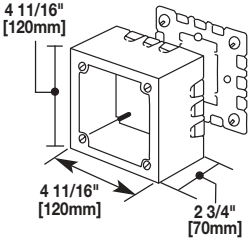


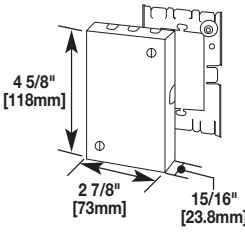
5700 Series boxes with Pass & Seymour Activate inserts.


Features & Benefits

- **Low-profile, unobtrusive appearance.** Blends with any decor or setting. Excellent for low-voltage wiring.
- **ScuffCoat finish.** Tough, durable, scratch-resistant finish which can be overpainted with latex paint.
- **Surface mounting.** Eliminates disturbing the building structure or wall finish to make renovations easy.
- **V5748-3Device Box accommodates wireless.**  Designed for use with Ortronics® Wi-Jack™ Wireless Access Points.
- **Full line of fittings.** Provides unlimited wiring solutions and interconnection between raceway systems.
- **More choice of colors.** 700 Series Raceway and Fittings are available in ivory and white.
- **Fittings have removable covers.** Allows easy access to wiring for changes and additions.
- **Raceway cutters with replaceable blades.** Cuts raceway cleanly, reduces labor, and installation time.
- **Datacom connectivity options.** Accepts industry standard and proprietary devices from a wide range of manufacturers to provide a seamless and aesthetically pleasing interface for voice, data, audio, and video applications at the point of use.
- **UL5 and ADA compliant.** Raceway and fittings meet UL5 specifications and can be installed in conformance with ADA requirements.


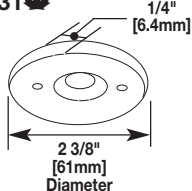

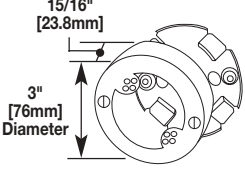

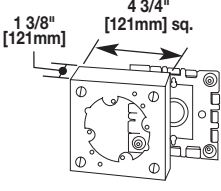
V500, V700, & 700WH Device Boxes (continued)

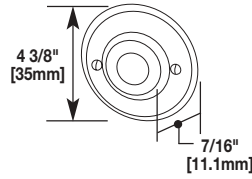





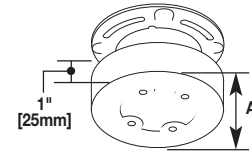
Catalog No./Item	Description/Specifications
<p>R5752 (Red) V5752 (Ivory)</p> 	<p>Two-Gang Alarm Device Box – For surface mounting alarm devices and safety signals designed to fit 4" [102mm] square back boxes. Cover has three raceway twistouts on each side. Base has 1/2" and 1" trade size concentric and single-gang box KOs.</p>
<p>R5753 (Red) V5753 (Ivory)</p> 	<p>Two-Gang Extra Deep Alarm Device Box – For surface mounting alarm devices and safety signals designed to fit 4" [102mm] square back boxes. Cover is 2 3/4" [70mm] deep and has three raceway twistouts on each side. Base has 1/2" and 1" trade size concentric and single-gang box KOs.</p>

Catalog No./Item	Description/Specifications
<p>V5760</p> 	<p>Blank Extension Box – For extending from existing flush switch and receptacle boxes to blank original outlet. Closed base available, consult factory.</p>



NOTES: Covers on this page have double twistouts. Break out lower twistout for use with V500, and both twistouts for use with V700.
 * Replace V with VC or WH with WHC to denote Canadian version — Agency approved for sale in Canada. 
 * These boxes are not designed to support ceiling fans. For fan applications, use V5738AF.

V500, V700, & 700WH Round Fixture Boxes

Catalog No./Item	Description/Specifications
<p>V5731 </p> 	<p>Blank Cover – Use with V5733 to convert into a pull or junction box. Has 1/2" trade size KO in center.</p>
<p>V5733 </p> 	<p>Outlet Box – Designed for devices with mounting screw centers of 1 15/32", 1 5/8", 1 22/32", or 1 27/32" [37mm, 41mm, 60mm, or 45mm]. Accepts any device that mounts on G or H type conduit fittings.</p>
<p>V5735 </p> 	<p>Distribution Box – Each side accepts three parallel raceway runs. Base has 1/2" and 1" concentric trade size KOs and a 1 13/16" x 2 7/8" trade size KO to mount on a one-gang in-wall outlet box. Cover takes devices with mounting screw centers of 2 3/4", 3 1/2", and 4 1/16" [70mm, 89mm, and 104mm], and canopy fixtures 4 5/8" [118mm] diameter or smaller. Used as a pull or junction box with V5736.</p>

Catalog No./Item	Description/Specifications								
<p>V5736</p> 	<p>Blank Cover – Use with V5735, V5737, V5737A, V5738, V5738A, V5739, or V5739A, or V2135 converting them to pull or junction boxes and for hanging lightweight pendant fixtures having 1/2" [12.7mm] pipe stems, etc. Has 1/2" trade size KO.</p>								
<p>V5737  V5737A  V5739A  5737 WH  5737 AWH </p> 	<p>Extension Box/Open Base – For mounting on 3 1/4" [83mm], 4" [102mm] conduit boxes, or other recessed outlets. Cover takes devices with mounting screw centers of 2 3/4", 3 1/2", or 4 1/16" [70mm, 89mm, or 104mm]. Use as a pull or junction box with V5736.</p> <table border="1" style="width: 100%; border-collapse: collapse; margin-top: 10px;"> <thead> <tr> <th>CAT. NO.</th> <th>DIA. A.</th> </tr> </thead> <tbody> <tr> <td>V5737, WH</td> <td>4 3/4" [121mm]</td> </tr> <tr> <td>V5737A, WH</td> <td>5 1/2" [140mm]</td> </tr> <tr> <td>V5739A</td> <td>6 3/8" [162mm]</td> </tr> </tbody> </table>	CAT. NO.	DIA. A.	V5737, WH	4 3/4" [121mm]	V5737A, WH	5 1/2" [140mm]	V5739A	6 3/8" [162mm]
CAT. NO.	DIA. A.								
V5737, WH	4 3/4" [121mm]								
V5737A, WH	5 1/2" [140mm]								
V5739A	6 3/8" [162mm]								

NOTE: Covers have double twistouts; Lower twistout for V500, and both twistouts for V700.

 Replace V with VC or WH with WHC to denote Canadian version — Agency approved for sale in Canada. 

* These boxes are not designed to support ceiling fans. For fan applications, use V5738AF.