

2.3

Limit Switches

LS-Titan Miniature DIN Switches

LS-Titan Metal Safety Switches

2

Metal Safety Switch Body



Assembled Switch



Metal Safety Switches

Switch Body Catalog Number

Output Function

Terminal Connection

Contact Sequence

Contact Travel

■ = contact closed

□ = contact open

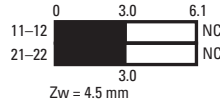
Operating Head Type ①

Head Only Catalog Number

LSM-02

2NC with positive opening contacts

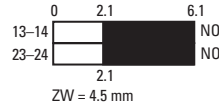
Cage Clamp



LSM-20A

2NO with slow make/break

Cage Clamp



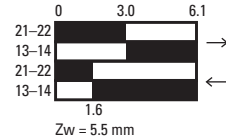
LSM-11S

1NO and 1NC with positive opening contact

Cage Clamp



Snap-action contact



Top Push Roller Plunger



LSM-XP

LSM-02-P

LSM-20A-P

LSM-11S-P

Long Roller Lever



LSM-XL

LSM-02-L

LSM-20A-L

LSM-11S-L

Angled Roller



LSM-XLA

LSM-02-LA

LSM-20A-LA

LSM-11S-LA

Rotary Lever



LSM-XRL

LSM-02-RL

LSM-20A-RL

LSM-11S-RL

Adjustable Roller Lever



LSM-XRLA

LSM-02-RLA

LSM-20A-RLA

LSM-11S-RLA

Note

① For operating head dimensions, see **Page V8-T2-40**.


Contact Travel Diagrams

LSE


Contact Travel

■ = contact closed
□ = contact open

LSE-11

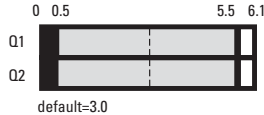
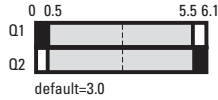


LSE-02



Description

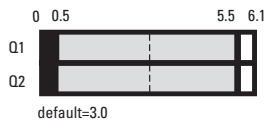
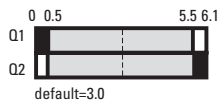
Basic Units



Operating Heads

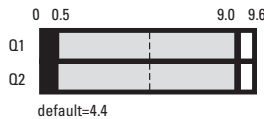
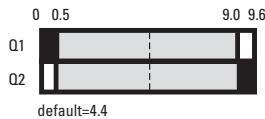
Roller plunger

- LS-XP
- LSM-XP



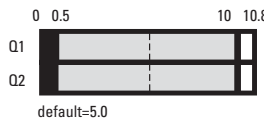
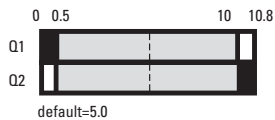
Roller lever

- LS-XL
- LSM-XL
- LS-XL
- LS-XLB



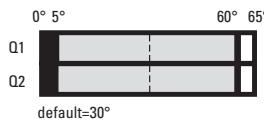
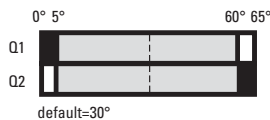
Angled roller lever

- LS-XLA
- LSM-XLA



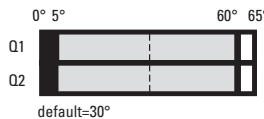
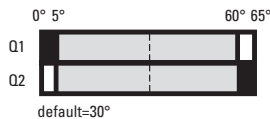
Rotary lever

- LS-XRL
- LSM-XRL



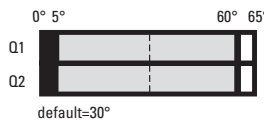
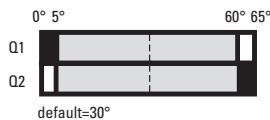
Adjustable roller lever

- LS-XRLA
- LSM-XRLA
- LS-XRLA30
- LS-XRLA40
- LS-XRLA40R



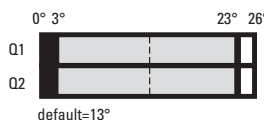
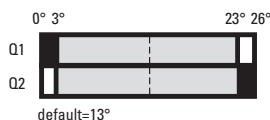
Actuating rod

- LS-XRR
- LSM-XRR
- LS-XRRM
- LSM-XRRM



Spring rod

- LS-XS
- LSM-XS



2.3

Limit Switches

LS-Titan Miniature DIN Switches

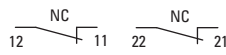
LS and LSM

2

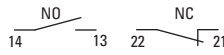
Contact Travel

■ = contact closed
□ = contact open

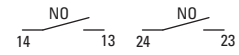
LS-02, LS-S02, LSM-02



LS-11S, LS-S11S, LSM-11S

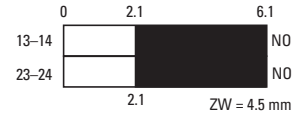
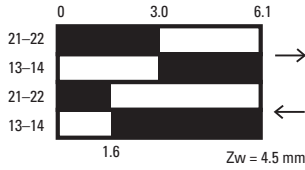
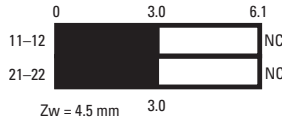


LS-20A, LS-S20A, LSM-20A



Description

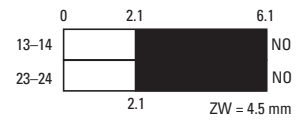
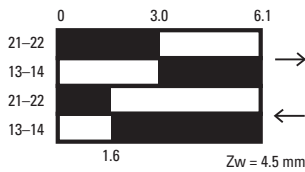
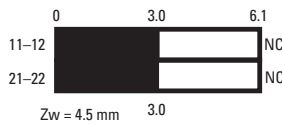
Basic Units



Operating Heads

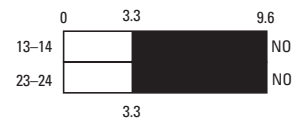
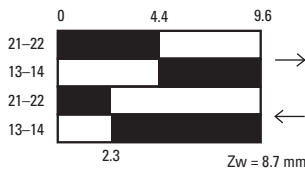
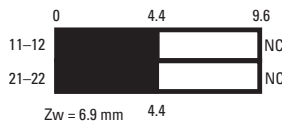
Roller plunger

LS-XP, LSM-XP



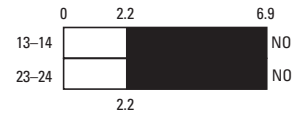
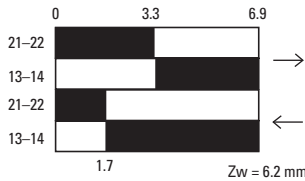
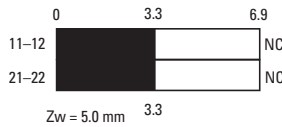
Roller lever

LS-XL, LSM-XL



Roller lever, short

LS-XLS



Roller lever, large

LS-XLB

