

SLUG-BUSTER® KNOCKOUTS

Slug-Buster SC® (Self-Centering)



- Save time and ensure accuracy! Self-centering punch aligns itself on pilot hole.
- No need to draw crosshairs or line up die alignment marks.
- Unique punch also splits slugs for easier slug removal.
- US Patent No. 6,973,729



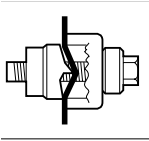
PUNCH UNIT		CONDUIT & PIPE SIZE	HOLE SIZES		WEIGHT OF PUNCH UNIT		PUNCH ONLY		DIE ONLY		STUD ONLY	
CAT NO.	UPC		INCH	MM	LBS.	G	CAT NO.	UPC	CAT NO.	UPC	CAT NO.	UPC
77U-1/2*	10801	1/2"	.885	22.2	0.3	137	77P-1/2	11361	14722	14722	00042	00042
							77P-1/2P*	11261	14722P*	01992	00042	00042
77U-3/4*	10802	3/4"	1.115	28.3	0.8	363	77P-3/4	11362	124AV	06972	249AVBB	04040
							77-3/4P*	11262	124AVP*	01993	249AVBBP*	01987
10807*	10807	-	1.21	30.5	0.9	408	11357	11357	36278	36278	249AVBB	04040
77U-1*	10803	1"	1.362	34.6	1	454	77P-1	11363	126AV	04011	294AVBB	04040
							77P-1P*	11263	126AVP*	01994	249AVBBP	01987
77U-1-1/4*	10804	1-1/4"	1.701	43.2	1.3	590	77P-1-1/4	11364	128AV	04013	249AVBB	04040
							77P-1-1/4P*	11264	128AVP*	01995	249AVBBP*	01987
77U-1-1/2*	10805	1-1/2"	1.951	49.6	2.1	953	77P-1-1/2	11365	440AV	04061	304AVBB	04042
							77P-1-1/2P*	11265	440AVP*	01996	304AVBBP*	01988
77U-2*	10806	2"	2.416	61.4	2.3	1043	77P-2	11366	442AV	04063	304AVBB	04042
							77P-2P*	11266	442AVP*	01997	304AVBBP*	01988
10800	10800	1/2"-2" Kit	-	-	-	-	-	-	-	-	-	-

*POP Packaged

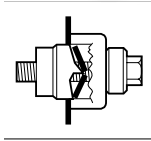
10800 Slug-Buster SC® Knockout Kit Includes

CAT NO.	UPC NO.	DESCRIPTION	CONDUIT SIZE	HOLE SIZES
77P-1/2	11361	1/2" Punch Buster, SC	1/2"	.885
14722	14722	1/2" Die Rd.	1/2"	.885
77P-3/4	11362	3/4" Punch Buster, SC	3/4"	1.115
124AV	06972	3/4" Die Rd.	3/4"	1.115
77P-1	11363	1" Punch Buster, SC	1"	1.362
126AV	04011	1" Die Rd.	1"	1.362
77P-1-1/4	11364	1-1/4" Punch Buster, SC	1-1/4"	1.701
128AV	04013	1-1/4" Die Rd.	1-1/4"	1.701
77P-1-1/2	11365	1-1/2" Punch Buster, SC	1-1/2"	1.951
440AV	04061	1-1/2" Die Rd.	1-1/2"	1.951
77P-2	11366	2" Punch Buster, SC	2"	2.416
442AV	04063	2" Die Rd.	2"	2.416

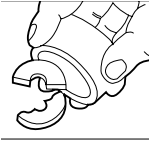
Slug-Buster® Knockout Punches 0.492" to 2.520"



Unique Slug-Buster® punch design creases slug as the punch is drawn into the die.



Slug is split in half as punching operation is completed.



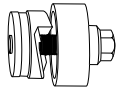
Split slugs fall free from the die and stud.

- The contractor's choice – worldwide.
- Unique punch profile also splits slugs for easier slug removal.
- Use with battery-powered, hydraulic, ratchet or manual drivers.
- Uses standard Greenlee dies and draw studs.
- Slug Buster® punches available in sizes up thru 2.52" (64.0 mm).
- U.S. Patent #4,543,722 for Slug-Buster®.

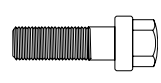
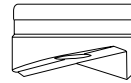
SPECIFICATIONS

Capacity	Mild steel up through 10 gauge (3.5 mm).
Application	Punch mild steel, aluminum, fiberglass and plastic.
Hole Sizes	Conduit Sizes- Hole size is outside diameter of US conduit sizes. i.e 1/2" conduit actually 7/8". Pg Sizes-European standard pipe sizes. ISO Sizes- International Standards Organization pipe sizes.
Operation	Battery, hydraulic, ratchet or manual drivers. When used with ratchet, hydraulic or battery drivers, buy the punch and die only; the draw stud is part of the driver kit.

PUNCH UNIT



REPLACEMENT PARTS



PUNCH UNIT INCLUDES		CONDUIT &		HOLE SIZE ACTUAL			CAPACITY MILD STEEL			WEIGHT		REPLACEMENT PUNCH		REPLACEMENT DIE		REPLACEMENT MANUAL DRAW STUD	
CAT. NO.	UPC NO.	PIPE SIZE	Ø INCH	Ø mm	PG	ISO	GA.	mm	LBS.	g	CAT. NO.	UPC NO.	CAT. NO.	UPC NO.	CAT. NO.	UPC NO.	
06727	06727	—	0.492	12.5	7	12	16	1.5	0.3	137	06728	06728	06729	06729	1675AV	04218	
12356	12356	—	1/2	—	12.7	7	—	16	1.5	0.15	69	12360	12360	12358	12358	1675AV	04218
12357	12357	—	9/16	—	14.3	—	—	16	1.5	0.16	73.5	12357	12357	12361	12361	1675AV	04218
7211EBB-15.2	31989	—	—	0.598	15.2	9	—	14	2.0	0.3	137	31969	31969	32002	32002	00042	00042
35177	35177	—	—	0.638	16.2	—	16	14	2.0	0.3	137	35163	35163	35162	35162	00042	00042
12335	12335	—	11/16	—	17.5	—	—	14	2.0	0.3	177	12337	12337	12336	12336	00042	00042
7211EBB-18.6	31990	—	—	0.732	18.6	11	—	14	2.0	0.3	137	31970	31970	32003	32003	00042	00042
12307	12307	—	3/4	—	19.1	—	—	14	2.0	0.4	183	12306	12306	12305	12305	00042	00042
7211EBB-20.4	31991	—	—	0.803	20.4	13	20	14	2.0	0.3	137	31971	31971	32004	32004	00042	00042
7211BB-1/2	31962	1/2"	7/8	0.885	22.5	16	—	10	3.5	0.3	137	721-1/2	31756	14722	14722	00042	00042
12338	12338	—	15/16	—	23.8	—	—	14	2.0	0.5	253	12340	12340	12339	12339	00042	00042
◇	◇	1/2"	7/8	0.885	22.5	16	—	10	3.5	—	—	721-1/2P◇	01980	14722P◇	01992	00042P	06678
35178	35178	—	1	1.000	25.4	—	25	14	2.0	0.5	227	35165	35165	35164	35164	00042P	06678
12341	12341	—	1-1/16	—	27	—	—	14	2.0	0.6	261	12343	12343	12342	12342	00042	00042
7211BB-3/4	31963	3/4"	—	1.115	28.3	—	—	10	3.5	0.8	363	721-3/4	31757	1244V	06972	249AVBB	04040
◇	◇	3/4"	—	1.115	28.3	—	—	10	3.5	—	—	721-3/4P◇	01981	1244VP◇	01993	249AVBBP◇	01987
7211EBB-28.3	31993	—	—	1.115	28.3	21	—	14	2.0	0.5	227	31973	31973	32006	32006	00042	00042
60246	60246	—	1-7/32	1.210	30.5	—	—	10	3.5	0.6	273	60237	60237	36278	36278	249AVBB	04040
36508	36508	—	1-7/32	1.210	30.5	—	—	14	2.0	0.6	273	36284	36284	36279	36279	00042	00042
12308	12308	—	1-1/4	—	31.8	—	—	16	1.5	0.7	326.5	12309	12309	12310	12310	00042	00042
35179	35179	—	—	1.280	32.5	—	32	10	3.5	0.8	363	35169	35169	35168	35168	249AVBB	04040
12344	12344	—	1-5/16	—	33.4	—	—	16	1.5	0.7	345	12346	12346	12345	12345	00042	00042
7211BB-1	31964	1"	—	1.362	34.6	—	—	10	3.5	1	454	721-1	31758	126AV	04011	249AVBB	04040
◇	◇	1"	—	1.362	34.6	10	—	10	3.5	—	—	721-1P◇	01982	126AVP◇	01994	249AVBBP◇	01987
12304	12304	—	1-3/8	—	34.9	—	—	10	3.0	1.1	507.5	12303	12303	12302	12302	04040	04040
7211EBB-37	31995	—	—	1.457	37.0	29	—	10	3.5	1.2	545	31975	31975	32008	32008	249AVBB	04040
12313	12313	—	1-1/2	—	38.1	—	—	10	3.0	1.2	559	12312	12312	12311	12311	04040	04040
35180	35180	—	—	1.595	40.5	—	40	10	3.5	1.2	545	35158	35158	35159	35159	249AVBB	04040
12347	12347	—	1-5/8	—	41.3	—	—	10	3.0	1.3	610.25	12349	12349	12348	12348	04040	04040
7211BB-1-1/4	31965	1-1/4"	—	1.701	43.2	—	—	10	3.5	1.3	590	721-1-1/4	31759	128AV	04013	249AVBB	04040
12316	12316	—	1-3/4	—	44.5	—	—	10	3.0	1.4	661.5	12315	12315	12314	12314	04040	04040
◇	◇	1-1/4"	—	1.701	43.2	—	—	10	3.5	—	—	721-1-1/4P◇	01983	128AVP◇	01995	249AVBBP◇	01987
7211EBB-47	31996	—	—	1.850	47.0	36	—	10	3.5	1.9	862	31976	31976	32009	32009	304AVBB	04042
12350	12350	—	1-7/8	—	47.6	—	—	10	3.0	1.8	853.5	12354	12354	12352	12352	04042	04042
7211BB-1-1/2	31966	1-1/2"	—	1.951	49.6	—	—	10	3.5	2.1	953	721-1-1/2	31760	440AV	04061	304AVBB	04042
◇	◇	1-1/2"	—	1.951	49.6	—	—	10	3.5	—	—	721-1-1/2P◇	01984	440AVP◇	01996	304AVBBP◇	01988
35181	35181	—	2	2.000	50.8	—	50	10	3.5	2.3	1043	35160	35160	35161	35161	304AVBB	04042
36171	36171	—	2-1/8	2.125	54.0	42	—	10	3.5	2.5	1134	36172	36172	36173	36173	304AVBB	04042
12351	12351	—	2-1/4	—	57.2	—	—	10	3.0	2.9	1336	12355	12355	12353	12353	04042	04042
7211EBB-60	31998	—	—	2.362	60.0	48	—	10	3.5	2.8	1270	31978	31978	32011	32011	304AVBB	04042
7211BB-2	31967	2"	2-3/8	2.416	61.5	—	—	10	3.5	3.2	1452	721-2	31761	442AV	04063	304AVBB	04042
◇	◇	2"	2-3/8	2.416	61.5	—	—	10	3.5	—	—	721-2P◇	01985	442AVP◇	01997	304AVBBP◇	01988
35182	35182	—	—	2.520	64.0	—	63	10	3.5	3.4	1542	35167	35167	35166	35166	304AVBB	04042

◇ Individually Packaged in Point of Purchase clamshell for display opportunities

Holemaking

INTERNATIONAL

Tel: +1.815.397.7070
Fax: +1.815.397.9247

CANADA

Tel: 800.435.0786
Fax: 800.524.2853

USA

Tel: 800.435.0786
Fax: 800.451.2632