


INDUSTRIAL SPEC GRADE TURNLOK® LOCKING DEVICES

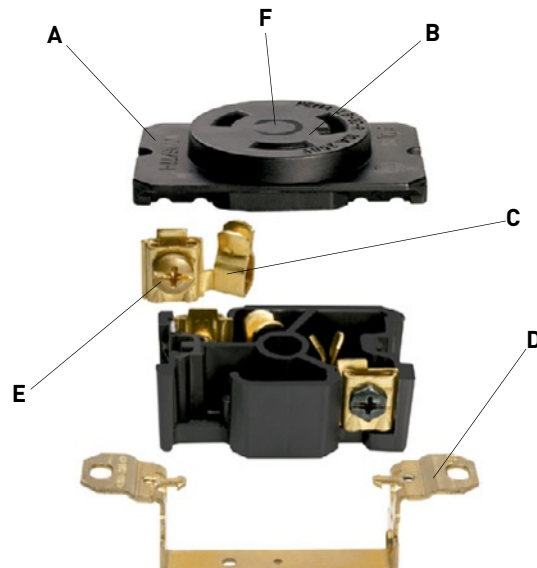
L630C & L630P Connector & Plug

- A. Raised ribs** provide non-slip gripping profile for turning to lock and unlock.
- B. Quick-thread assembly screws** and cord-grip screws come backed-out, ready-to-wire.
- C. Industrial-strength, brass alloy plug blades**, and connector contacts resist heat rise, provide excellent conductivity.
- D. Rounded back contour** reduces snags and hang-ups on the job site.
- E. Impact- and corrosion-resistant** durable nylon 6 shell material.
- F. Integral flexible rubber cord grommet** conforms to and seals around SO cord to provide protection from oils, water, or chips entering wiring chamber.
- G. New-design external cord grips** provide visible assurance of safe and proper cord retention.
- H. Scallop shell design** provides non-slip gripping surface for insertion and withdrawal.
- I. Double dovetail design** provides superior protection against cord pull-out forces.
- J. Visible stamped NEMA configuration and device rating.**



L630R Receptacles

- A. Compact, impact-resistant nylon face and body** are ultrasonically welded together for unrivaled strength.
- B. Clearly marked NEMA configuration, rating, and third party listing** on each unit's face.
- C. One-piece, high-grade brass contacts** offer excellent conductivity and heat-rise resistance.
- D. Single-piece, solid brass mounting strap** is free of easily loosened rivets found on other brands.
- E. Side and external screw-pressure-plate back wire capability.** Accepts #14 - #10 AWG.



F. P&S Turnlok Receptacles. Voltage color coding on the outside. Proven designs and quality materials on the inside. Any way you look at them, they're the standard of the industry.



INDUSTRIAL SPEC GRADE TURNLOK® LOCKING DEVICES

NEMA Configurations

Locking Plugs & Receptacles

	15 AMPERE		20 AMPERE		30 AMPERE		
	RECEPTACLE	PLUG	RECEPTACLE	PLUG	RECEPTACLE	PLUG	
2 POLE, 2 WIRE NON-GROUNDING							
125V	L1						
	L2						
250V							
2 POLE, 3 WIRE GROUNDING							
125V	L5						
	L6						
250V							
277VAC	L7						
	L24						
347VAC							
480VAC	L8						
	L9						
600VAC							
3 POLE, 3 WIRE NON-GROUNDING							
125/250V	L10						
	L11						
3ø250V							
3ø480V	L12						
	L13						
3ø600V							
3 POLE, 4 WIRE GROUNDING							
125/250V	L14						
	L15						
3ø250V							
3ø480V	L16						
	L17						
3ø600V							
4 POLE, 4 WIRE NON-GROUNDING							
3øY 120/208V	L18						
	L19						
3øY 277/480V							
3øY 347/600V	L20						
4 POLE, 5 WIRE GROUNDING							
3øY 120/208V	L21						
	L22						
3øY 277/480V							
3øY 347/600V	L23						

Midget – Locking

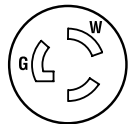
	15 AMPERE		
	RECEPTACLE	PLUG	
2 POLE, 2 WIRE NON-GROUNDING			
125V	ML1		
2 POLE, 3 WIRE GROUNDING			
125V	ML2		
3 POLE, 3 WIRE NON-GROUNDING			
125/250V	ML3		

Labels & Their Meaning

X, Y, Z	Hot Lead
W	Neutral Lead
G	Grounding Lead

Open Slots

Indicate receptacle configurations (female).



Closed Slots


Indicate plug blade configurations (male).



INDUSTRIAL SPEC GRADE TURNLOK® LOCKING DEVICES

20 Amp NEMA L1820, L1920 & L2020


4 Pole, 4 Wire Non-Grounding 20A, 3ØY, 120/208, 277/480 & 347/600V



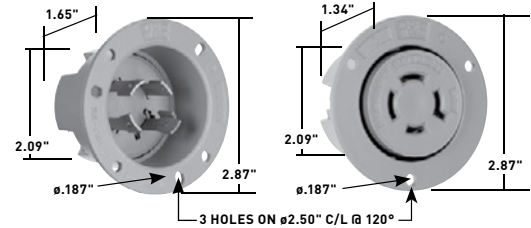
20A Receptacle



20A Connector

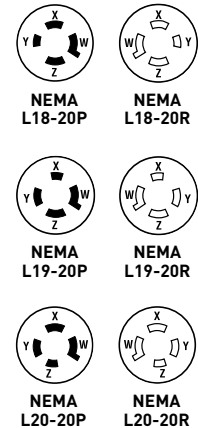


20A Plug




20A Flanged Inlet & Outlet

CATALOG NUMBER	RATING		DESCRIPTION/COLOR	CORD DIAMETER	NEMA CONFIG. NO.	3rd PARTY COMPLIANCE		
	A.	V.				UL498	FSUL WC596	CSA
RECEPTACLES								
L1820R	20	3ØY, 120/208	Single Receptacle		L18-20R	•	•	•
L1920R	20	3ØY, 277/480	Single Receptacle		L19-20R	•	•	•
L2020R	20	3ØY, 347/600	Single Receptacle		L20-20R	•	•	•
CONNECTORS IP20 SUITABILITY								
L1820C	20	3ØY, 120/208	Black Back, White Front Body	.225"-1.150"	L18-20R	•	•	•
L1920C	20	3ØY, 277/480	Black Back, White Front Body	.225"-1.150"	L19-20R	•	•	•
L2020C	20	3ØY, 347/600	Black Back, White Front Body	.225"-1.150"	L20-20R	•	•	•
PLUGS IP20 SUITABILITY								
L1820P	20	3ØY, 120/208	Black Back, White Front Body	.225"-1.150"	L18-20P	•	•	•
L1920P	20	3ØY, 277/480	Black Back, White Front Body	.225"-1.150"	L19-20P	•	•	•
L2020P	20	3ØY, 347/600	Black Back, White Front Body	.225"-1.150"	L20-20P	•	•	•
FLANGED INLETS & OUTLETS								
L1820FI	20	3ØY, 120/208	Gray Inlet		L18-20P	•	•	•
L1820FO	20	3ØY, 120/208	Gray Outlet		L18-20R	•	•	•
L1920FI	20	3ØY, 277/480	Gray Inlet		L19-20P	•	•	•
L1920FO	20	3ØY, 277/480	Gray Outlet		L19-20R	•	•	•
L2020FI	20	3ØY, 347/600	Gray Inlet		L20-20P	•	•	•
L2020FO	20	3ØY, 347/600	Gray Outlet		L20-20R	•	•	•



Reference Pages G-38 and G-39 for Accessories.

CATALOG NUMBER	DESCRIPTION	COLOR
WEATHERPROOF COVER		
WPG2	Cover for 20 and 30A Turnlok Flanged Inlets and Outlets	Gray
STAINLESS STEEL WALL PLATE		
SS720	Wall Plate for Locking Receptacles	302/304 S/S



WPG2