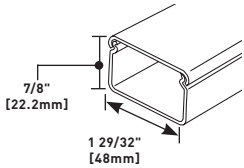


PLUGMOLD® 2400 SERIES™

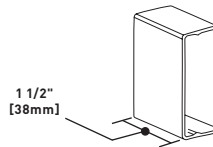
Plugmold 2400 Series Ordering Information

V2400BC Base and Cover



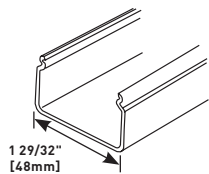
V2400B Base: .040" [1.0mm] steel; V2400C Cover: .025" [.6mm] steel. Packed ten 5' [1.5m] lengths of each per carton.

V2406 Cover Clip



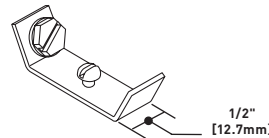
Covers seam where lengths of cover or base meet. Use with Plugmold® 2400 Series. (Nonmetallic.)

V2400B Raceway Base



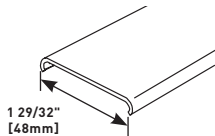
.040" [1.0mm] steel. Packed twenty 5' [1.5m] lengths per carton.

2409 Ground Clamp



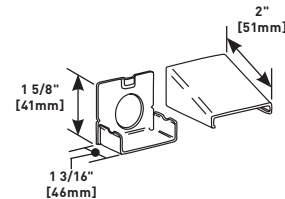
No. 10 ground screw provided. Use with Plugmold® 2400 Series.

V2400C Raceway Cover




.040" [1.0mm] steel 5' [1.5m] lengths. Packed (20) 5' [1.5m] lengths per carton. V2400C Cover has no receptacle hole cuts.

V2410A Entrance End Fitting



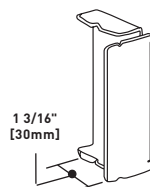
Connects Plugmold® 2400 Series with 1/2" trade size conduit and armored cable.

PM48T Multiple Outlet Strip (Diamond Plate Finish)



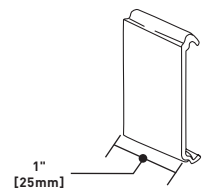
Diamond plate finish base .040" [1.0mm] steel. Cover .040" [1.0mm] steel. 48" [1.2m] length. Provides five duplex 15A receptacles. Packed three per carton. PM48T Merchandiser available – 10 cartons of PM48T packed in a merchandising display. Order as PM48T-DISP.

V2410B Blank End Fitting



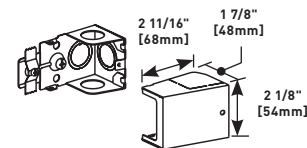
Closes off open end of Plugmold® 2400 Series.

2400WC Wire Clip



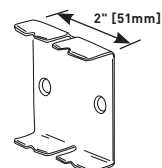
Holds conductors in place in raceway.

V2410C Entrance End Fitting



Has 1/2" and 3/4" trade size KOs on end and bottom. Additional 1/2" trade size KO on sides.

2401 Coupling



Joins lengths of raceway. Use with Plugmold® 2400 Series.