
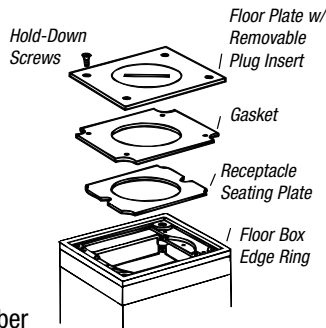


Flush Service Floor Boxes

640 and 840 Series Floor Boxes

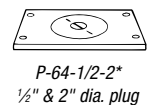
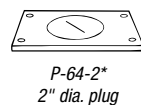
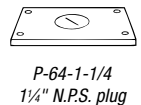
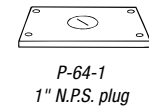
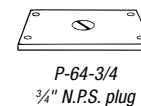
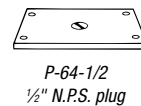


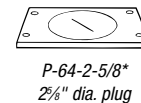
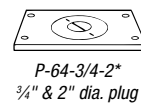
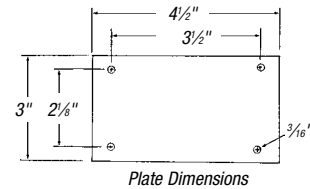
- Polished brass finish
- Furnished complete with sealing gasket and 8-32 x 7/16" brass screws
- 3" x 4 1/2" outside dimension
- For brushed aluminum, add AL after catalog number
- All covers meet MopTite® requirements



CAT. NO.	DESCRIPTION	STD. CTN.
641	Cast-Iron Single-Gang Floor Box with 3/4" Conduit Hubs	4
641-AL	Cast-Iron Single-Gang Floor Box with 3/4" Conduit Hubs & Aluminum Trim	4
641-1	Cast-Iron Single-Gang Floor Box with 1" Conduit Hubs	4
SP-641-1-AL	Cast-Iron Single-Gang Floor Box with 1" Conduit Hubs & Aluminum Trim	4
642	Cast-Iron Two-Gang Floor Box with 3/4" Conduit Hubs	2
642-AL	Cast-Iron Two-Gang Floor Box with 3/4" Conduit Hubs & Aluminum Trim	2
642-1	Cast-Iron Two-Gang Floor Box with 1" Conduit Hubs	2
SP-642-1-AL	Cast-Iron Two-Gang Floor Box with 1" Conduit Hubs & Aluminum Trim	2
643	Cast-Iron Three-Gang Floor Box with 3/4" Conduit Hubs	1
643-AL	Cast-Iron Three-Gang Floor Box with 3/4" Conduit Hubs & Aluminum Trim	1
SP-643-1	Cast-Iron Three-Gang Floor Box with 1" Conduit Hubs	1
SP-643-1-AL	Cast-Iron Three-Gang Floor Box with 1" Conduit Hubs & Aluminum Trim	1
644	Cast-Iron Four-Gang Floor Box with 3/4" Conduit Hubs	1
SP-644-AL	Cast-Iron Four-Gang Floor Box with 3/4" Conduit Hubs & Aluminum Trim	1
841-SC	Shallow Cast-Iron Single-Gang Floor Box with 3/4" Conduit Hubs	4
841-AL	Shallow Cast Iron Single-Gang Floor Box with 3/4" Conduit Hubs & Aluminum Trim	4
842-SC	Shallow Cast-Iron Two-Gang Floor Box with 3/4" Conduit Hubs	2
842-AL-SC	Shallow Cast-Iron Two-Gang Floor Box with 3/4" Conduit Hubs & Aluminum Trim	2
843-SC	Shallow Cast-Iron Three-Gang Floor Box with 3/4" Conduit Hubs	1
843-AL-SC	Shallow Cast-Iron Three-Gang Floor Box with 3/4" Conduit Hubs & Aluminum Trim	1

Boxes supplied with brass tile trim unless otherwise specified.

MopTite® Cover Plates for 640 and 840 Series



*Also includes seating plate for receptacle like others.



CAT. NO.	DESCRIPTION	FINISH	STD. CTN.
P-64-1/2	Cover Plate 1/2" NPS Plug	Brass	4
P-64-1/2-AL	Cover Plate 1/2" NPS Plug	Aluminum	4
P-64-3/4	Cover Plate 3/4" NPS Plug	Brass	4
P-64-3/4-AL	Cover Plate 3/4" NPS Plug	Aluminum	4
P-64-1	Cover Plate 1" NPS Plug	Brass	4
P-64-1-AL	Cover Plate 1" NPS Plug	Aluminum	4
P-64-1-1/4	Cover Plate 1 1/4" NPS Plug	Brass	4
P-64-1-1/4-AL	Cover Plate 1 1/4" NPS Plug	Aluminum	4
P-64-2	Cover Plate 2" UN Plug	Brass	4
P-64-2-AL	Cover Plate 2" UN Plug	Aluminum	4
P-64-1/2-2	Cover Plate 1/2" & 2" UN Plug	Brass	4
P-64-1/2-2-AL	Cover Plate 1/2" & 2" UN Plug	Aluminum	4
P-64-3/4-2	Cover Plate 3/4" & 2" UN Plug	Brass	4
P-64-3/4-2-AL	Cover Plate 3/4" & 2" UN Plug	Aluminum	4
P-64-DS	Cover Plate Duplex Lift Lids	Brass	4
P-64-DS-AL	Cover Plate Duplex Lift Lids	Aluminum	4
P-64-2-5/8	Cover Plate 2 5/8" UN Plug	Brass	4
P-64-2-5/8-AL	Cover Plate 2 5/8" UN Plug	Aluminum	4
P-64-DU	Cover Plate Duplex 1 1/8" Plugs	Brass	4
P-64-DU-AL	Cover Plate Duplex 1 1/8" Plugs	Aluminum	4
P-64-GFCI	Cover Plate GFCI Flip Lid	Brass	4
P-64-GFCI-AL	Cover Plate GFCI Flip Lid	Aluminum	4

New MopTite® Covers exceed UL® scrubwater exclusion requirements for 514A, 514C.