

## OVERVIEW

The Graphic WallPod (nPOD GFX) provides an elegant and sophisticated user control to any nLight controlled space. Its 3.5", high resolution touch screen is easy to view and simple to use.

## FEATURES

- 3.5" Full-color Touch Screen (Diagonal)
- Provides up to 16 On/Off/Dim Controls
- Provides up to 16 Scene Controls
- Enables User Customization of all Presets and On/Off/Dim Controls
- Enables Programming of Switch Tracking Channels of Devices in Zone
- Mounts to a Single Gang Switch Box
- Front Accessible Micro-USB Connector for Simple Laptop Connectivity
- Optional Password Protection for Controls and Setup Screens
- Customizable Screen Saver Image
  - Supported file formats: JPG, PNG, GIF, BMP, TIF
  - Optimal resolution: 320x240, 16bit color
- Onboard Help Screens

## SPECIFICATIONS

Size: 5.06"H x 3.50"W x 0.69"D (12.85 cm x 8.89 cm x 1.75 cm)

Weight: 6 oz

Mounting: Single gang switch box or low voltage ring

Color: White, Ivory, Black, Light Almond, Gray

Network connection: (2) RJ45 ports

Input Voltage: 15-24VDC

Power Consumption: 60mA

Wires: None

Temperature Rating: -10° C to 60° C

Power Supply: PS-150 (347) via terminal connections - included

RoHS Compliant, Title 24 Component

## Warranty

Five-year limited warranty. Complete warranty terms located at:

[www.acuitybrands.com/CustomerResources/Terms\\_and\\_conditions.aspx](http://www.acuitybrands.com/CustomerResources/Terms_and_conditions.aspx)

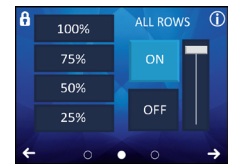
**Note:** Actual performance may differ as a result of end-user environment and application.

Specifications subject to change without notice.

**AcuityControls**<sup>™</sup>

nLight<sup>®</sup>

nPOD GFX



This item is an A+ capable component, which has been designed and tested to provide out-of-the-box luminaire compatibility with simple commissioning, when included as part of an A+ Certified™ Solution.

To learn more about A+, visit [www.acuitybrands.com/aplus](http://www.acuitybrands.com/aplus).



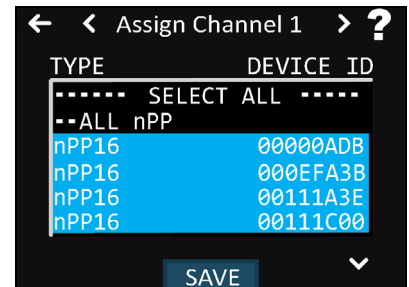
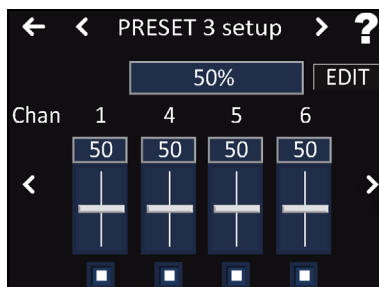
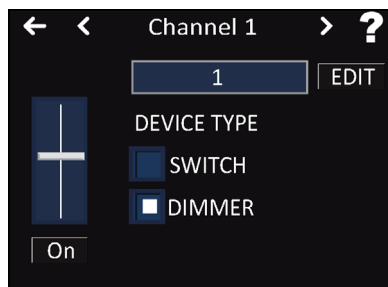

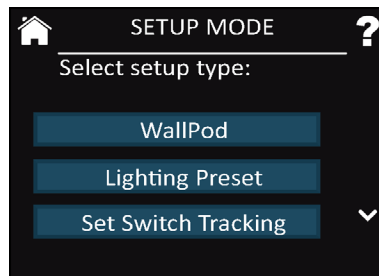
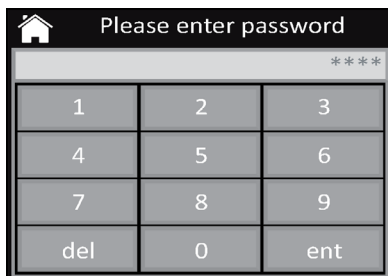
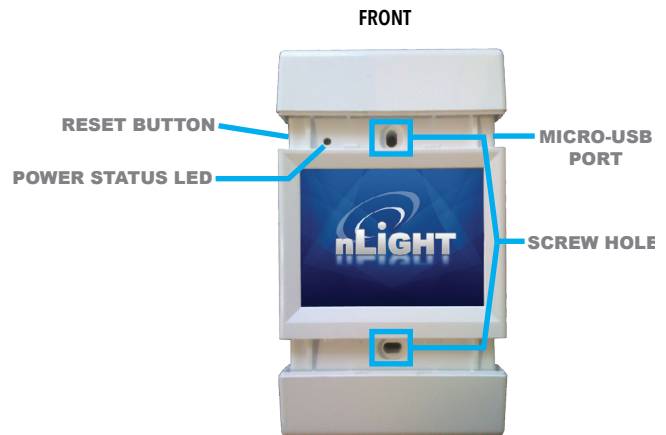
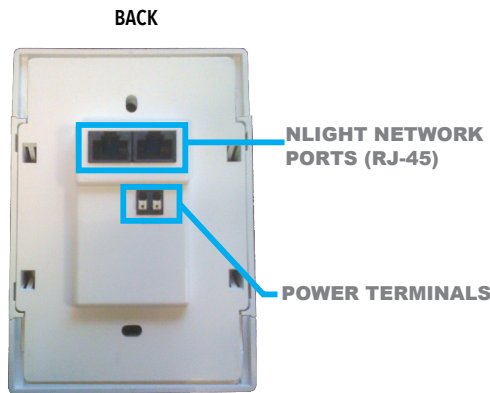
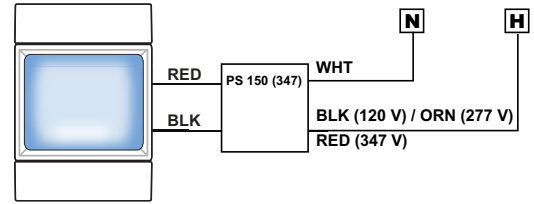
## ORDERING INFORMATION

nPOD GFX		Example: nPOD GFX WH				
Series	Voltage	Color				
nPOD GFX	[blank]	120/277VAC	WH	White	AL	Almond
	347	347VAC	IV	Ivory	BK	Black
			GY	Gray		

## OVERVIEW

There are two RJ-45 ports on the rear of the Graphic WallPod for CAT5e connection to other nLight-enabled devices. Additionally, there is a set of power terminals where low voltage power (from the provided PS 150 power supply module) is connected.

The Graphic WallPod flush mounts to a single-gang switch box. The housing has two sliding panels that cover the mounting screws, an indicator LED, a reset button, and a micro-USB style port. This port is provided as a convenient location for which to connect a laptop running the nLight SensorView software. While not needed for setup and configuration of the Graphic WallPod, SensorView is required to perform advanced configuration and firmware upgrades of devices within the Graphic WallPod's local zone. Remote access and control is available via SensorView if the zone is connected to an nLight backbone with a Gateway. Note: no power is used/supplied from/to the nLight bus.



- Before mounting, connect Class 2 low voltage wires from power supply to power terminal connections (polarity insensitive)
- Verify unit has power by observing screen and/or LED
- Connect CAT-5e cable(s) from local zone of nLight-enabled devices to RJ-45 port(s)
- Unit will begin discovering connected devices (indicated by on-screen message box)
- Mount unit to standard single gang switch box (screws provided)
- To access configuration screens, touch lock icon in upper left. Default password is "1234"
- Pressing reset button twice is equivalent to repowering unit
- Press reset button three times to restart unit in screen-calibration mode