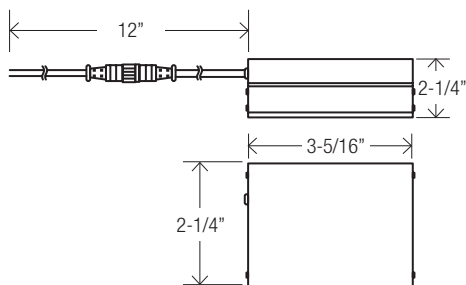
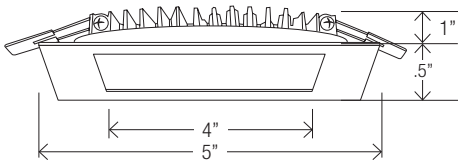


RL476 LED

4" SQUARE SLIM LED



DIMENSION



INSTALLATION

- Cut hole in ceiling and snap fixture in opening with attached spring clips. Space in ceiling needed for the driver to fit through the ceiling hole – 2".



CERTIFICATIONS

- ETL listed for wet location
- ENERGY STAR

4" SQUARE SLIM LED

- ▶ **1" THICK LED FIXTURE WITH HIGHER BRIGHTNESS**
- ▶ **FOR NEW CONSTRUCTION – INSULATED AND DROPPED CEILINGS**

INPUT VOLT.	INPUT FREQ.	THD	POWER FACTOR	INPUT POWER	LUMENS
120	60Hz	<20%	>0.95	12W(+/-5%)	700L
277-347 (Non-dimmable)	60Hz	<20%	>0.95	12W(+/-5%)	700L

FEATURES

Square 4" fixtures with integral LEDs. Isolated external driver factory installed inside junction box. One driver for every fixture required. PF>0.95. Maximum number of fixtures per standard 150W LED dimmer: 12

- ▶ Dimmable
- ▶ cETLus Approved and Energy Star Certified
- ▶ Type IC Rated – Approved for Direct Contact with Insulation
- ▶ Air-tight and wet location approved
- ▶ Pot Light Housing is NOT Required even for Insulated Ceilings
- ▶ Fast and Easy to Install in Limited Space Locations
- ▶ External Driver Factory Mounted Inside Connection Box - 120V or 277V-347V
- ▶ New Construction Rough-In Plates and Jumper Cables Available
- ▶ Available Temperatures (3000K, 3500K and 4000K)
- ▶ 50,000 Hours Life; 5 Year Warranty

TECHNICAL SPECIFICATIONS


- ▶ **WATTAGES:** 12W
- ▶ **OUTPUT:** **Default** Driver Voltage: 120V AC 60 Hz (Dimmable)
Optional Driver Voltage: 277V-347V AC 60 Hz (Non-Dimmable)
- ▶ **OPTICS:** 120°
- ▶ **CRI:** 90+
- ▶ **AMBIENT TEMPERATURE:** -40°F (-40°C) to +104°F (+40°C)



RL-ACC-SLIM-1-10F
10-ft long extension



RL-ACC-SLIM-1-20F
20-ft long extension



RL-ACC-SLIM-4-ROUGHPLATE

EXAMPLE: **RL476-700L-DIMTR-120-30K-90-WH**

TYPE	LUMEN	CCT	CRI	FINISH	ACCESSORIES
RL476	<input type="checkbox"/> 700L-DIMTR-120 <input type="checkbox"/> 700L-277-347 (Non-Dimmable)	<input type="checkbox"/> 30K <input type="checkbox"/> 35K <input type="checkbox"/> 40K	90+	<input type="checkbox"/> WH (White) <input type="checkbox"/> BK (Black) <input type="checkbox"/> SN (Satin Nickel)	<input type="checkbox"/> RL-ACC-SLIM-1-10F <input type="checkbox"/> RL-ACC-SLIM-1-20F <input type="checkbox"/> RL-ACC-SLIM-4-Roughplate

LED

4"

4 INCH LED RETROFIT MODULE